

## epocc lounge EP 520

### **Lounge that captures the spirit of the times**

The breeze of 1950s design has stormed into contemporary collections of lounge furniture, with the best example being the Epocc Lounge. Its soft, rounded form inspired by past eras, fluid lines, and a combination of innovation and comfort prove that history likes to come full circle.

### **Chairs and sofas**

Perfect for both classic and modern interiors, as well as heavily used public spaces. The wide and deep seat, along with an ergonomic recline angle of the backrest, allows for maximum seating comfort. The original canopy serves as a designer headrest that limits noise, while the separated seats in the sofa enable maintaining distance despite the small gap between sitters.




It was designed by **Jan Kochański**, a well-known Polish designer, who combines technical knowledge and experimentation with materials in his work.

## **EP 520 / Technical data**

● Standard

○ Option



standard



+ P



+ TB-O

### **Base**

Powder painted (colors according to the Bejot sampler)



### **Armrests**

Without upholstered pads		<input checked="" type="radio"/>
With upholstered pad in the color of the seat and backrest upholstery	<b>P-A</b>	<input type="radio"/>
With upholstered pad in leather	<b>P-L</b>	<input type="radio"/>

Mobile writing pad

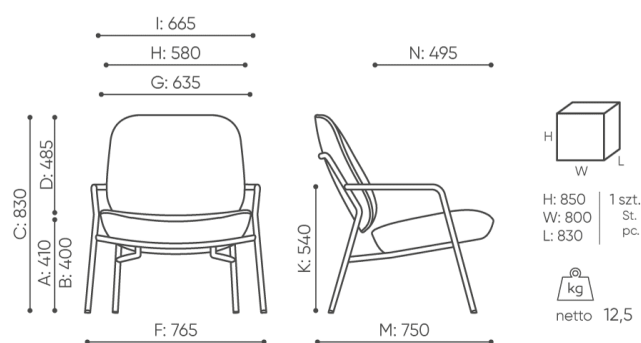
Laminated board tabletop	<b>TB-L</b>	<input checked="" type="radio"/>
Finger joint solid oak tabletop	<b>TB-O</b>	<input type="radio"/>

Feet		
Feet for soft floor	<b>TK</b>	<input checked="" type="radio"/>
Felt feet for hard floor	<b>TF</b>	<input type="radio"/>

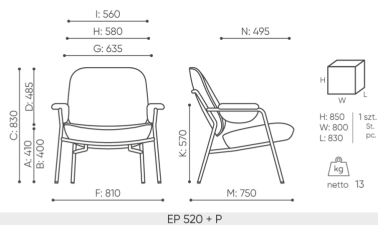
## EP 520 / Dimensions

Dimensions are approximate and may vary depending on the selected product configuration. The requirements of the standard are always met.

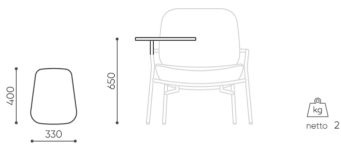
seat height: overall dimensions	A
seat height: measured according to the norm PN EN 1335 - 1	B
chair height	C
backrest height	D
headrest height	E
dimensional width chair / ø base	F
seat width	G
backrest width	H
width between armrests	I
height from the floor to the armrest	K
backrest lenght	L
dimensional chair depth	M
seat depth / seat lenght	N



EP 520



EP 520 + P



EP TB-L



## epocc lounge EP 521

### **Lounge that captures the spirit of the times**

The breeze of 1950s design has stormed into contemporary collections of lounge furniture, with the best example being the Epocc Lounge. Its soft, rounded form inspired by past eras, fluid lines, and a combination of innovation and comfort prove that history likes to come full circle.

### **Chairs and sofas**

Perfect for both classic and modern interiors, as well as heavily used public spaces. The wide and deep seat, along with an ergonomic recline angle of the backrest, allows for maximum seating comfort. The original canopy serves as a designer headrest that limits noise, while the separated seats in the sofa enable maintaining distance despite the small gap between sitters.



It was designed by **Jan Kochański**, a well-known Polish designer, who combines technical knowledge and experimentation with materials in his work.

## **EP 521 / Technical data**

● Standard

○ Option



standard



+ P



+ TB-O

### **Base**

Powder painted (colors according to the Bejot sampler)



### **Armrests**

Without upholstered pads		<input checked="" type="radio"/>
With upholstered pad in the color of the seat and backrest upholstery	<b>P-A</b>	<input type="radio"/>
With upholstered pad in leather	<b>P-L</b>	<input type="radio"/>

Mobile writing pad

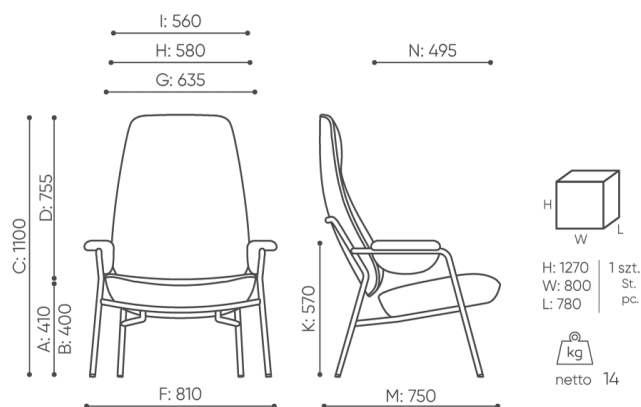
Laminated board tabletop	<b>TB-L</b>	<input checked="" type="radio"/>
Finger joint solid oak tabletop	<b>TB-O</b>	<input type="radio"/>

Feet		
Feet for soft floor	<b>TK</b>	<input checked="" type="radio"/>
Felt feet for hard floor	<b>TF</b>	<input type="radio"/>

## EP 521 / Dimensions

Dimensions are approximate and may vary depending on the selected product configuration. The requirements of the standard are always met.

seat height: overall dimensions	A
seat height: measured according to the norm PN EN 1335 - 1	B
chair height	C
backrest height	D
headrest height	E
dimensional width chair / ø base	F
seat width	G
backrest width	H
width between armrests	I
height from the floor to the armrest	K
backrest lenght	L
dimensional chair depth	M
seat depth / seat lenght	N



EP 521 + P



## epocc lounge EP 620

### **Lounge that captures the spirit of the times**

The breeze of 1950s design has stormed into contemporary collections of lounge furniture, with the best example being the Epocc Lounge. Its soft, rounded form inspired by past eras, fluid lines, and a combination of innovation and comfort prove that history likes to come full circle.

### **Chairs and sofas**

Perfect for both classic and modern interiors, as well as heavily used public spaces. The wide and deep seat, along with an ergonomic recline angle of the backrest, allows for maximum seating comfort. The original canopy serves as a designer headrest that limits noise, while the separated seats in the sofa enable maintaining distance despite the small gap between sitters.




It was designed by **Jan Kochański**, a well-known Polish designer, who combines technical knowledge and experimentation with materials in his work.

## **EP 620 / Technical data**

● Standard

○ Option



standard



+ P



+ TB-O

### **Base**

Powder painted (colors according to the Bejot sampler)



### **Armrests**



Without upholstered pads		<input checked="" type="radio"/>
With upholstered pad in the color of the seat and backrest upholstery	<b>P-A</b>	<input type="radio"/>
With upholstered pad in leather	<b>P-L</b>	<input type="radio"/>

Mobile writing pad

Laminated board tabletop	<b>TB-L</b>	<input checked="" type="radio"/>
Finger joint solid oak tabletop	<b>TB-O</b>	<input type="radio"/>

Acoustic headrest

Upholstered with the same color as the seat and backrest.		<input checked="" type="radio"/>
Upholstered in a different color		<input type="radio"/>
Inner headrest pillow upholstered in leather		<input type="radio"/>

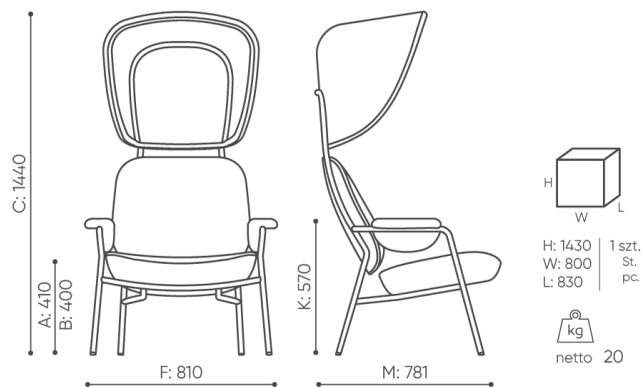
Feet

Feet for soft floor	<b>TK</b>	<input checked="" type="radio"/>
Felt feet for hard floor	<b>TF</b>	<input type="radio"/>

EP 620 / Dimensions

Dimensions are approximate and may vary depending on the selected product configuration. The requirements of the standard are always met.

seat height: overall dimensions	A
seat height: measured according to the norm PN EN 1335 - 1	B
chair height	C
backrest height	D
headrest height	E
dimensional width chair / ø base	F
seat width	G
backrest width	H
width between armrests	I
height from the floor to the armrest	K
backrest lenght	L
dimensional chair depth	M
seat depth / seat lenght	N



EP 620 + P



epocc lounge **EP 522**

**Lounge that captures the spirit of the times**

The breeze of 1950s design has stormed into contemporary collections of lounge furniture, with the best example being the Epocc Lounge. Its soft, rounded form inspired by past eras, fluid lines, and a combination of innovation and comfort prove that history likes to come full circle.

**Chairs and sofas**

Perfect for both classic and modern interiors, as well as heavily used public spaces. The wide and deep seat, along with an ergonomic recline angle of the backrest, allows for maximum seating comfort. The original canopy serves as a designer headrest that limits noise, while the separated seats in the sofa enable maintaining distance despite the small gap between sitters.



It was designed by **Jan Kochański**, a well-known Polish designer, who combines technical knowledge and experimentation with materials in his work.

**EP 522 / Technical data**

☒ Standard      ☐ Option

**Base**

Powder painted (colors according to the Bejot sampler) ☒

**Armrests**

Without upholstered pads ☒

With upholstered pad in the color of the seat and backrest upholstery **P-A** ☐

With upholstered pad in leather **P-L** ☐

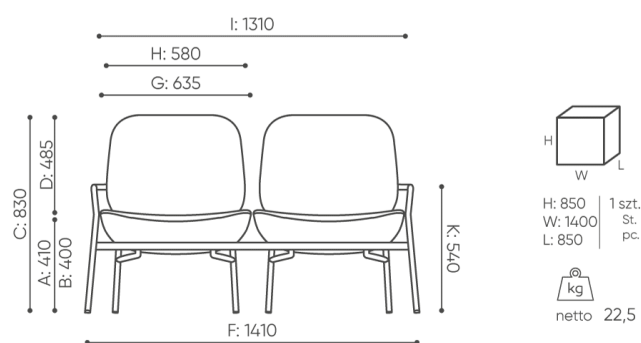
Feet

Feet for soft floor	TK	●
Felt feet for hard floor	TF	○

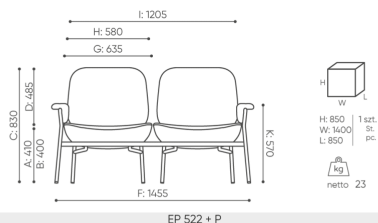
## EP 522 / Dimensions

Dimensions are approximate and may vary depending on the selected product configuration. The requirements of the standard are always met.

seat height: overall dimensions	A
seat height: measured according to the norm PN EN 1335 - 1	B
chair height	C
backrest height	D
headrest height	E
dimensional width chair / ø base	F
seat width	G
backrest width	H
width between armrests	I
height from the floor to the armrest	K
backrest lenght	L
dimensional chair depth	M
seat depth / seat lenght	N



EP 522



EP 522 + P

**Omega Ekspres SIA**

LV40003402577

Biroja adrese: Lāčplēša 125, LV-1003, Rīga

**www.city-office.lv**

info@city-office.lv