

# Xilium

# Technical description

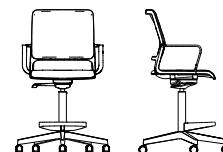
**NowyStyl**

## 1. Dimensions/Weight

### 1.1. Office swivel and conference swivel chairs


**XILIUM SWIVEL CHAIR UPH/P**

**XILIUM SWIVEL CHAIR UPH**

**XILIUM CONFERENCE  
SWIVEL CHAIR MESH**

**XILIUM COUNTER  
SWIVEL CHAIR MESH**


Model	Dimensions (mm)												Weight (kg)
	A	B	C	D	E	F	G	H	I	J	L	Q	
XILIUM SWIVEL CHAIR UPH/P (SY1-ST)	400–525	390–515	500	450	1015–1255	445	520	595–705	200–260	Ø 735	670	—	14,3
XILIUM SWIVEL CHAIR UPH/P (SYN1-ST)	400–525	390–515	500	450	1015–1255	445	520	595–705	200–260	Ø 735	670	—	14,3
XILIUM SWIVEL CHAIR UPH/P (SI-ST)	400–525	385–510	485	445	1015–1255	445	520	595–705	200–260	Ø 735	670	—	15,3
XILIUM SWIVEL CHAIR UPH/P (SIN-ST)	400–525	385–510	485	445	1015–1255	445	520	595–705	200–260	Ø 735	670	—	15,3
XILIUM SWIVEL CHAIR UPH/P (SA1-ST)	400–525	390–515	500	450	1015–1255	445	520	595–705	200–260	Ø 735	670	—	13,8
XILIUM SWIVEL CHAIR MESH (SY1-ST)	400–525	420–545	500	450	1010–1255	480	540	595–705	200–260	Ø 735	670	—	14
XILIUM SWIVEL CHAIR MESH (SYN1-ST)	400–525	420–545	500	450	1010–1255	480	540	595–705	200–260	Ø 735	670	—	14
XILIUM SWIVEL CHAIR MESH (SI-ST)	400–525	425–550	485	445	1010–1255	480	540	600–700	200–260	Ø 735	670	—	15
XILIUM SWIVEL CHAIR MESH (SIN-ST)	400–525	425–550	485	445	1010–1255	480	540	600–700	200–260	Ø 735	670	—	15
XILIUM SWIVEL CHAIR MESH (SA1-ST)	400–525	420–545	500	450	1010–1255	480	470	595–705	200–260	Ø 735	670	—	13,5
XILIUM SWIVEL CHAIR DUO-BACK UPH/P (SY1-ST)	400–525	370–495	500	450	940–1180	450	470	530–615	230–290	Ø 735	670	—	15,5
XILIUM SWIVEL CHAIR DUO-BACK UPH/P (SYN1-ST)	400–525	370–495	500	450	940–1180	450	470	530–615	230–290	Ø 735	670	—	15,5
XILIUM SWIVEL CHAIR DUO-BACK UPH/P (SI-ST)	400–525	365–490	485	445	940–1180	450	470	530–615	230–290	Ø 735	670	—	16,5
XILIUM SWIVEL CHAIR DUO-BACK UPH/P (SIN-ST)	400–525	365–490	485	445	940–1180	450	470	530–615	230–290	Ø 735	670	—	16,5
XILIUM SWIVEL CHAIR DUO-BACK UPH/P (SA1-ST)	400–525	370–495	500	450	940–1180	450	470	530–615	230–290	Ø 735	670	—	15
XILIUM CONFERENCE SWIVEL CHAIR UPH (TILT2)	380–510	440	495	480	820–950	455	340	440	—	Ø 710	644	—	13,4
XILIUM CONFERENCE SWIVEL CHAIR MESH (TILT2)	380–510	420	495	480	850–980	450	370	470	—	Ø 710	644	—	13

Model	Dimensions (mm)												Weight (kg)
	A	B	C	D	E	F	G	H	I	J	L	Q	
XILIUM COUNTER SWIVEL CHAIR UPH (TILT 2)	595–780	420	495	480	1070–1255	455	370	440	—	Ø 710	644	270–455	16,2
XILIUM COUNTER SWIVEL CHAIR MESH (TILT 2)	595–780	420	495	480	1070–1255	450	370	470	—	Ø 710	644	270–455	15,8

A – Seat height

B – Seat depth

C – Seat surface depth

D – Seat width

E – Overall height

F – Backrest width

G – Backrest length

H – Backrest height

I – Headrest height

J – Base diameter

L – Overall depth

Q – Footrest height

Armrests	Dimensions (mm)					Weight (kg)
	Z	Y	X	W	V	
R53	110–315	220	85	475	645	1,0
R54	180–280	225	110	360–510	580–730	1,9
R54-POL	180–280	225	110	360–510	580–730	2,5
R55-POL	200–300	240	100	280–650	480–850	3,2

Z – Armrest height

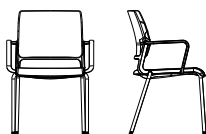
Y – Armrest length

X – Armrest width

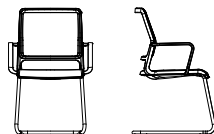
W – Internal width between armrests

V – External width between armrests

## 1.2. Conference frame chairs



XILIUM FRAME CHAIR  
4L UPH



XILIUM FRAME CHAIR  
CF UPH

Model	Dimensions (mm)											Weight (kg)
	A	A1	B	C	D	E	F	G	H	L	V	
XILIUM FRAME CHAIR 4L UPH	464	420	440	495	480	860	455	340	655	550	532/600 ARF	7,9
XILIUM FRAME CHAIR 4L MESH	464	420	420	495	480	890	450	370	655	550	532/600 ARF	7,5
XILIUM FRAME CHAIR CF UPH	464	420	450	495	480	875	455	340	655	600	513/600 ARF	8,1
XILIUM FRAME CHAIR CF MESH	464	420	430	495	480	905	450	370	655	600	513/600 ARF	7,9

A – Seat height

A1 – Seat height according to standard  
EN 16139

B – Seat depth

C – Seat surface depth

D – Seat width

E – Overall height

F – Backrest width

G – Backrest length

H – Armrests height

L – Overall depth

V – Overall width

# Technical description

## 2. Materials/Versions

### 2.1. Base/Frame

#### 2.1.1. Office swivel chairs

##### Bases:

- Ø 735 mm five-star black polyamide (TS30),
- Ø 735 mm five-star white polyamide (TS30-W),
- Ø 735 mm five-star aluminium powder-coated in Jet black RAL 9005 colour (ST56-BL),
- Ø 735 mm five-star polished aluminium with chrome effect (ST56-POL).

#### 2.1.2. Conference swivel chairs and counter swivel chairs

##### Bases:

- Ø 710 mm five-star black polyamide (TS25),
- Ø 710 mm five-star white polyamide (TS25-W),
- Ø 700 mm five-star aluminum powder-coated in Jet black RAL 9005 colour (ST44-BL),
- Ø 700 mm five-star polished aluminium with chrome effect (ST44-POL).

Foot rest – made of Ø 55 mm steel tube, powder-coated in black colour or chromium plated, covering gaslift, and aluminum foot rest made of 65 x 13,5 mm profile (powder-coated in black colour or chromium plated), foot rest moving up / down along with the seat.

#### 2.1.3. Conference frame chairs

##### Cantilever frame – made of steel tube

Ø 22 x 2.5 mm, finish options:

- powder-coated in Jet black RAL 9005 colour (E-BL),
- powder-coated in Traffic white RAL 9016 colour (E-WT),
- powder-coated in White aluminium RAL 9006 colour (E-WA),
- "Fashion Collection" colour only Grey blue RAL 5008 (GE) or Black green RAL 6012 (BN),
- chromium plated (E-CR).

Version with or without armrests, stackable up to 4 pieces.

##### 4-leg frame – made of steel tube Ø 22 x 2.5 mm, finish options:

- powder-coated in Jet black RAL 9005 colour (E-BL),
- powder-coated in Traffic white RAL 9016 colour (E-WT),
- powder-coated in White aluminium RAL 9006 colour (E-WA),
- "Fashion Collection" colour only Grey blue RAL 5008 (GE) or Black green RAL 6012 (BN),
- chromium plated (E-CR).

Version with or without armrests/castors stackable up to 4 pieces.

### 2.2. Castors/Glides

#### 2.2.1. Office swivel chairs

Ø 65 mm black plastic self-braking castors for soft floors (ESH) as standard, or hard floors (ESHH) as an option.

#### 2.2.2. Conference swivel chairs

Ø 65 mm black plastic self-braking castors for soft floors (ESH) as standard, or hard floors (ESHH) as an option.

#### 2.2.3. Counter swivel chairs

Ø 50 mm load-brake castors for soft floors (KSH) as standard or for hard floors (KSHH) – as an option.

#### 2.2.4. Conference frame chairs

##### Cantilever frame:

- black mini-glides for soft floors (GBM) as standard, or hard floors (GBMF) as an option.

##### 4-leg frame:

- self-leveling glides for soft floors (GBP) as standard, or hard floors (GBPF) as an option,
- Ø 37 mm mini-rolls for soft floors (RMH) or hard floors (RMHH) as an option.

### 2.3. Mechanisms

#### 2.3.1. Office swivel chairs

##### SY1-ST synchronous mechanism – functions:

- free-floating – synchronous backrest and seat tilt,
- backrest tilt synchronized with the seat tilt at rate 2.5:1,
- backrest tilt angle of 30°,
- backrest multi-lock in 5 positions,
- backrest tilt force adjustment with a crank to user's weight in range of 45–150 kg,
- seat depth adjustment 100 mm plus 25 mm resulting from backrest height adjustment,
- negative seat inclination in range of 0–3° as an option (SYN1-ST),
- Anti-Shock – a feature that controls chair backrest to avoid hitting user's back after releasing the lock,
- smooth height adjustment of chair with pneumatic gas lift.

##### SI-ST advanced synchronous mechanism

##### – functions:

- integrated with seat, adjustment by pull buttons and knob,
- free-floating – synchronous backrest and seat tilt,
- backrest tilt synchronized with the seat tilt at rate 2.5:1,
- backrest tilt angle 30°,
- backrest multi-lock in 5 positions,
- backrest tilt force adjustment with a knob to user's weight in range of 45–150 kg,
- seat depth adjustment 100 mm plus 20 mm resulting from backrest height adjustment,
- negative seat inclination in range of 0–5° as an option (SIN-ST), equipped with a safety feature – function is unlocked by user when pressing front edge of seat,
- Anti-Shock – a feature that controls chair backrest to avoid hitting user's back after releasing the lock,
- smooth height adjustment of chair with pneumatic gas lift.

##### SA1-ST synchronous mechanism – functions:

- free-floating – synchronous backrest and seat tilt,
- backrest tilt angle 20°,
- seat tilt angle 6°
- backrest multi-lock in 4 positions,
- automatic backrest tilt force adjustment to user's weight in range of 45–110 kg, fine tuning,
- seat depth adjustment 100 mm plus 20 mm resulting from backrest height adjustment,
- Anti-Shock – a feature that controls chair backrest to avoid hitting user's back after releasing the lock,
- smooth height adjustment of chair with pneumatic gas lift.

#### 2.3.2. Conference swivel chairs and counter swivel chairs

##### TILT2 tilt mechanism – functions:

- free-floating backrest and seat,
- opening tilt angle 12.5°,
- forward tilting angle 1.5°,
- backrest lock in working position,
- smooth height adjustment of chair with pneumatic gas lift.

### 2.4. Seat, backrest and headrest

#### 2.4.1. Office swivel chairs

##### Seat

##### Chair with SY1-ST and SA1-ST mechanism

Structure and cover made of polypropylene (PP) covered with injected foam, thickness 50 mm, density 65 kg/m³. Upholstered seat with side drops as standard or with side drops in Runner 3D fabric, as an option.

##### Chair with SI-ST mechanism

Seat plate consists of: structure made of glass fiber reinforced polyamide (PA + GF), cover made of polyamide (PA) and upholstery plate made of polypropylene (PP) covered with injected foam, thickness 60 mm, density 75 kg/m³. Seat plate is integrated with mechanism.

Upholstered seat with side drops as standard or with side drops in Runner 3D fabric, as an option.

##### Backrest

Height adjustable in range of 110 mm, lock in 12 positions with two buttons on the backrest supporting frame.

**Upholstered backrest** (UPH/P) – structure made of polypropylene (PP) covered with injected foam, thickness 25 mm, density 80 kg/m³. Backrest cover made of black or white polypropylene (PP).

Upholstered backrest with side drops as standard or with side drops in Runner 3D fabric, as an option.

**Duo-Back backrest** (DUO-BACK UPH/P) – structure made of polypropylene (PP) covered with injected foam, thickness 35 mm, density 80 kg/m³.

Backrest cover made of black or white polypropylene (PP).

Upholstered backrest with side drops as standard or with side drops in Runner 3D fabric, as an option.

**Mesh backrest** (MESH) – frame made of black or white glass fiber reinforced polyamide (PA + GF). Two types of mesh available:

WX – elastic with stripe design,  
AX – elastic, knitted mesh.

**Manual lumbar support** (applicable to upholstered backrest with plastic cover UPH/P) – with depth adjustment by knob in range of 20 mm (LSD2).

**Manual lumbar support** (applicable to mesh backrest MESH) – with depth adjustment by knob in range of 20 mm (LXD2).

**Backrest movement X-move** (XV) – allows for backrest side movement and slight rotation.

### Headrest

Structure made of polypropylene (PP), covered with injected foam, thickness 25 mm, density 55 kg/m<sup>3</sup>.

Upholstered headrest in fabric with side drops as standard, side drops in Runner 3D fabric as an option.

Upholstered headrest in leather with leather side drops as standard, side drops in Runner 3D fabric as an option.

Headrest cover made of polypropylene (PP) in black or white color.

Headrest supporting element made of black or white glass fiber reinforced polyamide (PA + GF). Adjustable, upholstered headrest with cover (HRUA3) – applicable to upholstered backrest with plastic cover (UPH/P), and mesh backrest (MESH).

Height adjustment in range of 60 mm, lock in 7 positions, depth adjustment in range of 180 mm, headrest pad rotation 96°.

Adjustable, upholstered headrest with cover (HRUA) – applicable to duo-back backrest (DUO-BACK UPH/P).

Height adjustment in range of 60 mm, lock in 7 positions, depth adjustment in range of 20 mm (resulting from headrest height adjustment), headrest pad rotation 96°.

### 2.4.2. Conference swivel chairs, conference frame chairs and counter swivel chairs

#### Seat

Seat frame made of glass fiber reinforced polyamide (PA + GF), structure made of polypropylene (PP) covered with injected foam, thickness 65 mm, density 40 kg/m<sup>3</sup>.

Seat bottom part protected with plastic cover (stacking protection for frame chairs).

#### Backrest

Fully upholstered backrest (UPH) – structure made of polypropylene (PP) covered with injected foam, thickness 17 mm, density 80 kg/m<sup>3</sup>.

Mesh backrest (MESH) – frame made of black or white glass fiber reinforced polyamide (PA + GF).

Two types of mesh available:

- WX – elastic with stripe design,
- AX – elastic, knitted mesh.

### 3. Armrests

#### 3.1. Office swivel chairs

3-D armrests (R53) – armrest structure made of black or white polyamide (PA), armrest pad made of black soft polyurethane (BPU).

Adjustment range of the armrests: height 100 mm plus 105 mm resulting from backrest height adjustment, forward/backward movement of the pad 40 mm, pad rotation ± 30°.

4-D armrests (R54) – armrest bar made of black or white glass fiber reinforced polyamide (PA + GF), or polished aluminium with chrome effect, armrest structure made of black or white glass fiber reinforced polyamide (PA + GF), armrest pad made of black soft polyurethane (BPU).

Adjustment range of the armrests: height 100 mm (lock in 11 positions), side movement of the armrests 70 mm, forward/backward movement of the pad 40 mm, pad rotation ± 360°.

X-D armrests (R55) – armrest bar made of polished aluminium with chrome effect, armrest structure made of black or white glass fiber reinforced polyamide (PA + GF), armrest pad made of black soft polyurethane (BPU).

Adjustment range of the armrests: height 100 mm, side movement of the armrests 50 mm, forward/backward movement of the pad 40 mm, pad rotation ± 360° (front pivot point), second pivot point for additional rotation: 60° inward, 30° outward, 180° rotation of the pad components by pressing the unlock button.

#### 3.2. Conference swivel chairs and counter swivel chairs

Fixed armrest – made of glass fiber reinforced polyamide (PA + GF) in black or white colour, available as an option.

#### 3.3. Conference frame chairs

Fixed armrest – made of glass fiber reinforced polyamide (PA + GF) in black or white colour, available as an option.

### 4. Packaging

Office swivel chair – 1 piece per box (partially assembled, 3 elements packed in L-shape box) or fully assembled as an option.

Conference swivel chairs and counter swivel chairs – 1 piece per box (partially assembled, 3 elements packed in L-shape box) or fully assembled as an option.

Conference frame chairs – fully assembled, 3 pieces per box.

### 5. Technical regulations, approvals and quality marks for the chairs (pending)

Office swivel chairs:

- GS safety certificate for users' weight up to 150 kg, for all versions with mechanisms: SY1-ST, SYN1-ST, SI-ST, SIN-ST
- GS safety certificate for users' weight up to 110 kg, for all versions with mechanisms: SA1-ST
- Approvals compliant with EN 1335 1 – 3,
- NPR 1813\*
- Ergonomics tested,
- Quality Office,
- Blue Angel.

Conference frame chairs and swivel conference chair:

- GS safety certificate,
- Approvals compliant with EN 16139,
- Blue Angel.

Counter swivel chair

- GS safety certificate,
- Approvals compliant with EN 16139

\*NPR 1813 refers to all chair versions with dedicated gas lift GL40.55, except for chairs with 3D armrests (R53).

# Technical description

NowyStyl

## 6. Office swivel chairs – colour concept (plastic/aluminum elements)



Bottom part of backrest supporting frame and base made of plastic or polished aluminium as an option

- 1 Headrest cover
- 2 Headrest supporting element
- 3 Backrest cover
- 4 Lumbar support

- 1 Headrest cover
- 2 Headrest supporting element
- 3 Backrest frame
- 4 Upper part of backrest supporting frame
- 5 Bottom part of backrest supporting frame

- 1 Headrest cover
- 2 Headrest supporting element
- 3 Backrest cover
- 4 Base

### 6.1. Duo-Back backrest



- Black version (BL) – elements in black:
- armrest pad and armrest structure,
  - upper part of backrest supporting frame,
  - bottom part of backrest supporting frame,
  - backrest cover,
  - headrest cover and headrest supporting element,
  - base.

- White version (W) – elements in white:
- armrest structure (armrest pad in black colour),
  - upper part of backrest supporting frame,
  - bottom part of backrest supporting frame,
  - backrest cover,
  - headrest cover and headrest supporting element,
  - base.

- Options:
- Elements in polished aluminium with chrome effect:
- armrest bar,
  - bottom part of backrest supporting frame,
  - base.
- Elements powder-coated in black colour:
- base.

## 6.2. Mesh backrest



### Black version (BL) – elements in black:

- armrest pad and armrest structure,
- upper part of backrest supporting frame,
- bottom part of backrest supporting frame,
- backrest frame,
- lumbar support,
- headrest cover and headrest supporting element,
- base.

### White version (W) – elements in white:

- armrest structure (armrest pad in black colour),
- upper part of backrest supporting frame,
- bottom part of backrest supporting frame,
- backrest frame,
- lumbar support,
- headrest cover and headrest supporting element,
- base.

### Options:

Elements in polished aluminium with chrome effect:

- armrest bar,
- bottom part of backrest supporting frame,
- base.

Elements powder-coated in black colour:

- base.

## 6.3. Upholstered backrest



### Black version (BL) – elements in black:

- armrest pad and armrest structure,
- upper part of backrest supporting frame,
- bottom part of backrest supporting frame,
- backrest cover,
- lumbar support,
- headrest cover and headrest supporting element,
- base.

### White version (W) – elements in white:

- armrest structure (armrest pad in black colour),
- upper part of backrest supporting frame,
- bottom part of backrest supporting frame,
- backrest cover,
- lumbar support,
- headrest cover and headrest supporting element,
- base.

### Options:

Elements in polished aluminium with chrome effect

- armrest bar.
- bottom part of backrest supporting frame,
- base.

Elements powder-coated in black colour:

- base.


# Technical description

NowyStyl

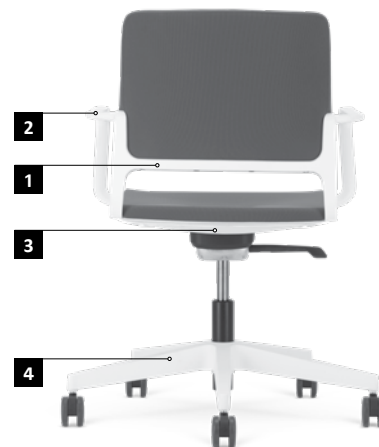
## 7. Conference chairs – colour concept (plastic/metal elements)



- 1 Seat and backrest frame
- 2 Armrests
- 3 Seat cover
- 4 4-leg frame



- 1 Seat and backrest frame
- 2 Armrests
- 3 Seat cover
- 4 Cantilever frame



- 1 Seat and backrest frame
- 2 Armrests
- 3 Seat cover
- 4 Base

### 7.1. Conference frame chairs (4-leg, cantilever) – upholstered and mesh backrest



- Black version (BL) – elements in black:
- armrests (if applicable),
  - seat and backrest frame,
  - seat cover,
  - frame.



- White version (W) – elements in white:
- armrests (if applicable),
  - seat and backrest frame,
  - seat cover,
  - frame.



- Options:
- frame powder-coated in aluminium or chromium plated.



**7.2. Conference swivel chairs – upholstered and mesh backrest**



Black version (BL) – elements in black:

- armrests,
- seat and backrest frame,
- seat cover,
- base.



White version (W) – elements in white:

- armrests,
- seat and backrest frame,
- seat cover,
- base.



Options:

- base powder-coated in black colour or polished aluminium with chrome effect.

**7.3 Counter swivel chairs – upholstered backrest and mesh backrest**



Black version (BL) – elements in black:

- Armrests
- Seat and backrest frame
- Seat cover
- Gas lift cover and foot rest
- Base



White version (W) – elements in black:

- Armrests
- Seat and backrest frame
- Seat cover
- Gas lift cover and foot rest in black colour
- Base



Finish options:

- Base powder-coated in black colour or made of polished aluminium,
- Gas lift cover powder-coated in black colour or chromium plated, foot rest in black colour or polished aluminium (both elements are in a finish option for a definite colour finish).

**Omega Ekspres SIA**

LV40003402577

Biroja adrese: Lāčplēša 125, LV-1003, Rīga

**[www.city-office.lv](http://www.city-office.lv)**

[info@city-office.lv](mailto:info@city-office.lv)