

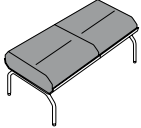
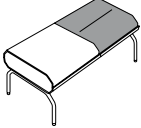
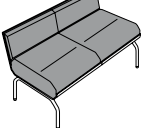



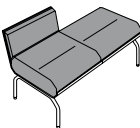







VANK_woodi trawers

Symbol	Technical description
NOTICE !	Product available with selected fabrics.
GL	Glides for hard flooring (extra charge).
S-BK; S-WH; S-PM	Frame - powder coated in black S-BK, white S-WH, platinum metallic S-PM.
S-CR	Chrome frame (extra charge).
D-DAB	Plywood in natural oak veneer D-DAB.
D-KLN	Plywood in natural maple veneer D-KLN (extra charge).
D-ORZ	Plywood in natural walnut veneer D-ORZ (extra charge).
D-WH, D-GR	Plywood in HPL laminate in white D-WH or graphite D-GR (extra charge).
B322	A set of plastic connectors for 2 frames, making it possible to combine individual units into solutions for multiple users.
WD300010	Single table.
N1	
	Frame with extended rear legs when connected with the following products: WD400440, WD400410, WD400140, WD400420 and WD400240 (suggested option - doesn't scratch walls).
WD300020	Single pouf.
N1	
	Frame with extended rear legs when connected with the following products: WD400440, WD400410, WD400140, WD400420 and WD400240 (suggested option - doesn't scratch walls).
WD400220	Bench with two pouf-type seats.
N1	
	Frame with extended rear legs when connected with the following products: WD400440, WD400410, WD400140, WD400420 and WD400240 (suggested option - doesn't scratch walls).
WD400210	Bench with a pouf-type seat and a table.
N1	
	Frame with extended rear legs when connected with the following products: WD400440, WD400410, WD400140, WD400420 and WD400240 (suggested option - doesn't scratch walls).
WD400330	Bench with two pouf-type seats with a low backrest.
N1	
	Frame with extended rear legs when connected with the following products: WD400440, WD400410, WD400140, WD400420 and WD400240 or when the product is set against the wall (suggested option - doesn't scratch walls).



VANK_woodi trawers

Symbol	Technical description	
WD400310		Bench with a seat with a low backrest on the left side and with a table on the right side.
N1		Frame with extended rear legs when connected with the following products: WD400440, WD400410, WD400140, WD400420 and WD400240 (suggested option - doesn't scratch walls).
WD400130		Bench with a seat with a low backrest on the right side and with a table on the left side.
N1		Frame with extended rear legs when connected with the following products: WD400440, WD400410, WD400140, WD400420 and WD400240 (suggested option - doesn't scratch walls).
WD400320		Bench with a seat with a low backrest on the left side and with a pouf on the right side.
N1		Frame with extended rear legs when connected with the following products: WD400440, WD400410, WD400140, WD400420 and WD400240 (suggested option - doesn't scratch walls).
WD400230		Bench with a seat with a low backrest on the right side and with a pouf on the left side.
N1		Frame with extended rear legs when connected with the following products: WD400440, WD400410, WD400140, WD400420 and WD400240 (suggested option - doesn't scratch walls).
WD400440		Bench with two seats with a high backrest, frame with extended rear legs.
WD400410		Bench with a seat with a high backrest on the left side and with a table on the right side, frame with extended rear legs.
WD400140		Bench with a seat with a high backrest on the right side and with a table on the left side, frame with extended rear legs.
WD400420		Bench with a seat with a high backrest on the left side and with a pouf on the right side, frame with extended rear legs.
WD400240		Bench with a seat with a high backrest on the right side and with a pouf on the left side, frame with extended rear legs.

Omega Ekspres SIA

LV40003402577

Biroja adrese: Lāčplēša 125, LV-1003, Rīga

www.city-office.lv

info@city-office.lv

Seat height in cm	Total height in cm	Seat depth in cm	Total depth in cm	Seat width in cm	Total width in cm	No upholstery	Fabrics from group I ATLANTIC, CHARLES, ERA	Fabrics from group II X2, URBAN XTREME, MARLIN, CANOPY	Fabrics from group III BLAZER, BREEZE, SYNERGY, SILVERTEX	Fabrics from group IV LEATHER
46	67	48	56	54	108		611	653	686	799
				54	108		611	653	686	799
				108	108		570	626	675	885
				108	108		570	626	675	885
46	90	48	67	108	108		878	975	1091	1388
				54	108		743	803	881	1046
				54	108		743	803	881	1046
				108	108		701	776	870	1121
				108	108		701	776	870	1121