

WORKSHOP FURNITURE

*Furniture
you can depend on*



WORKSHOP FURNITURE

TABLE OF CONTENTS

STW Workbenches	276
SZW Workshop cabinets	278
Workshop cabinets	280
SZW Tool cabinets	282
ŠNN tool walls	284
RMM storage racks assembled by press fitting - 500 mm deep	286
RMM storage racks assembled by press fitting - 350 mm deep	288
RMM storage racks assembled by press fitting - 700 mm deep	290
RMM Storage racks assembled with bolts	292
Accessories for RMM storage racks assembled by press fitting	294
Cabinets with plexiglass door	296
SLS Workshop cabinets	298
SL Workshop cabinets	300
SFR Workshop cabinets	304
SWM Workshop cabinets	306
Workshop cabinets	308
SMD Workshop cabinets	310
UWS Workshop cabinets	310
TECHNO Workbenches	314
WWT workshop trolleys	316
Accessories for TECHNO EXPERT & LIGHT workbenches; WWT workshop trolleys	318
Garage cabinets	322
Cabinets for industrial computer	324
Arrangement suggestions	328

During the design and manufacturing processes we pay attention to all details: order, safety, versatility, functionality, ergonomics, design and above all - people and their needs at the workstation. Our workshop cabinets, trolleys, boxes, workbenches, tool walls and industrial computer cabinets will surely meet your expectations due to their high quality, functionality and durability.

Our workshop furniture allows for practical arrangement of every workstation. Every piece of workshop furniture is made of powder coated steel protected against corrosion. Colours according to the RAL palette.

It is also possible to customize the construction and colours according to customer individual needs.



For self-assembly



Maximum load capacity of drawers 75 kg



Levelling feet




Various locks available



On wheels




450 kg load capacity of evenly loaded workbench



Maximum load capacity of drawers 15 kg



600 kg load capacity of evenly loaded workbench



Maximum load capacity of drawers 20 kg




900 kg load capacity of evenly loaded workbench



Maximum load capacity of drawers 40 kg



1350 kg load capacity of evenly loaded workbench



Maximum load capacity of drawers 50 kg




Product with electrical components - safe


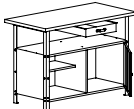
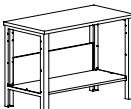
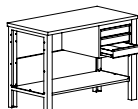
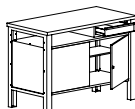
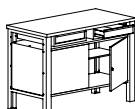
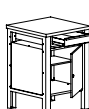
WORKSHOP
FURNITURE





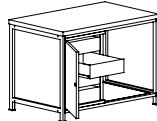
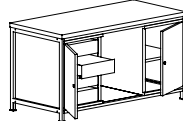
STW WORKBENCHES

- Our STW workbenches combine high quality, durability and functionality.
- STW workbenches are designed for mechanical workshops, tool departments, as well as small mechanical workshops and individual clients.
- Workbenches in combination with metal cabinets, tool walls and storage racks provide excellent work organization.
- Their diversity guarantees meeting needs of every customer.



TECHNICAL SPECIFICATION

Workbenches									
	Name	Stw 111		Stw 121	Stw 321	Stw 322	Stw 323	Stw 324	Stw 311
	Code	STWS 01010201		STWS 02010202	STWS 02010103	STWS 02010104	STWS 02010305	STWS 02010306	STWS 01010207
	Height (mm)	850		850					
	Width (mm)	600		1200	1200				
	Depth (mm)	600		600					
	Tabletop dimension (mm) Height x width x depth	30 x 600 x 600		30 x 1200 x 600	30 x 1200 x 600	30 x 1200 x 600	30 x 1200 x 600	30 x 1200 x 600	30 x 600 x 600

Workbenches									
	Name	Stw 122		Stw 112	Stw 113	Stw 114	Stw 401	Stw 402	Stw 403
	Code	STWS 02020211		STWS 01020207	STWS 01020212	STWS 01020113	STWS 04010209	STWS 05010310	STWS 06010310
	Height (mm)	810		810		850			
	Width (mm)	1200		600	600		1200	1600	200
	Depth (mm)	600		600		750			
	Tabletop dimension (mm) Height x width x depth	30 x 1200 x 600		30 x 600 x 600	30 x 600 x 600	30 x 600 x 600	40 x 1200 x 750	40 x 1600 x 750	40 x 2000 x 750



WORKSHOP FURNITURE

SZW WORKSHOP CABINETS

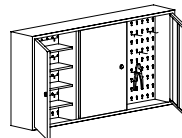
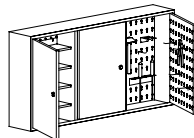
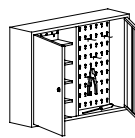
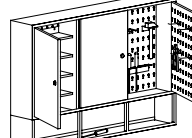
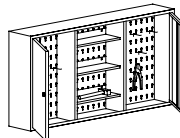
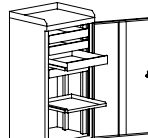
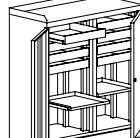
Workshop cabinets enable maintaining order at the workstation due to an easy access to tools. Perforated internal walls allow for easy hanging the holders, brackets and hooks for tools, therefore our workshop cabinets live up to any user's expectations.

- SZW 104 and SZW 108 workshop cabinets are equipped with drawers and shelves on roll bearing slides and a worktop on the top of the cabinets.
- Cabinets for self-assembly (except for SZW 104 and SZW 108).



TECHNICAL SPECIFICATION



Workshop cabinets									
	Name	Szw 120		Szw 121	Szw 080	Szw 122	Szw 123	Szw 104	Szw 108
	Code	SZWS 02010201		SZWS 02010302	SZWS 01010103	SZWS 02020304	SZWS 02010205	SZW 0101010101	SZW 0201020201
	Height (mm)	600		600	750	600	1090		
Width (mm)	1200		800	1200		500	1000		
Depth (mm)	200		200				435		
Equipment	-8x 145 mm, 8x 120 mm, 8x 85 mm long galvanized hooks - 4 shelves.	- 9 holders - wrench holder (1), drill holder (1), screwdriver holder (1), handle with single cut (1), holder with oval cut (2) - 2x 85 mm, 2x 120 mm, 2x 145 mm Long hooks, and three shelves - perforated inner wall of the doors	- 8x 145 mm long hooks, 6x 120 mm long hooks - 4 shelves	- 6 holders made of 0.8 mm steel - wrench holder (1), drill holder (1), screwdriver holder (1), chisel holder (1), file holder (1), screwdriver open holder (1), holder with single cut (1), holder with double cut (1), holder with oval cut (1) - 2 galvanized hooks - 4 shelves	- 5x 145 mm, 5x 120 mm, 5x 85 mm long hooks, 3 shelves - the middle part of the box without doors	- 4 drawers and 1 shelf installed on roller slides - the top serves as a worktop, with edges on three slides - an extendable shelf	- 8 drawers and 2 shelves installed on roller slides - the top serves as a worktop with edges on three sides - 2 extendable shelves		

WORKSHOP FURNITURE

WORKSHOP CABINETS

SWM CABINETS

Our range of workshop cabinets provides any workshop with a suitable cabinet. Immensely durable metal workshop cabinets are perfect for all conditions.

- It is possible to fix shelves at any height - adjustable every 25 mm.
- A door handle is equipped with a 2-point lock.
- Swm 205 cabinet with tool boxes allows to sort out even the smallest items.

SWM 501 CABINET

- Wing doors.
- Inside the cabinet there is a perforated wall, 2 drawers, 2 adjustable shelves.
- Set of hooks - according to customer requirement (at extra charge), see page 316.



TECHNICAL SPECIFICATION

Workshop cabinet					
Name	Sbm 203W	Sbm 212W	Swm 204	Swm 205	Swm 501
Code	SBM 03030304	SBM 04030304	SWM 0202030401	SWM 0202030402	SWML 01020204
Height (mm)	1990		1990		2000
Width (mm)	1000	1200	1000		1020
Depth (mm)	435		435		
Description	- 4 shelves adjustable every 25 mm		workshop cabinet adapted to be equipped with boxes: - on the back-wall slats for 72 tool boxes of the following dimensions: 108x144x224/170 - on cabinet door's slats for 80 tool boxes of the following dimensions: 56x77x119/90 mm - cabinet delivered without boxes	cabinet already equipped with boxes: - on the back-wall slats for 72 tool boxes of the following dimensions: 108x144x224/170 - on cabinet door's slats for 80 tool boxes of the following dimensions: 56x77x119/90 mm	- a perforated wall - 2 shelves - 2 drawers



WORKSHOP FURNITURE

SZW TOOL CABINETS

SZWN WORKSHOP TROLLEYS

- The workshop trolleys are equipped with:
- tops made from hardwood plywood,
 - all drawers locked with central lock,
 - drawers on ball bearing slides (maximum load capacity of 50 kg per drawer),
 - doors locked with a cylinder lock,
 - two swivel wheels.

SZW WORKSHOP CABINET WITH DRAWERS

Szw lockers provide stable construction, central lock and anti-tilt system (preventing from opening more than one drawer at a time).

Maximum load capacity per drawer: 75 kg.

On customer's request the top may be covered with an acid-proof steel sheet, a rubber or a plywood in metal frame.

Drawer partitions are also available, allowing to divide a drawer into 5 rows. Every row is equipped with 2 galvanized partitions.



TECHNICAL SPECIFICATION

Workshop trolleys		
Name	SzwN 251	SzwN 252
Code	GWJ 0101020702	GWJ 0101010802
Height (mm)	928	928
Width (mm)	961	961
Depth (mm)	600	600
Equipment	5 drawers, including 1 deep one	10 drawers, including 2 deep ones




Szw 301

Workshop cabinet with drawers			
Name	Szw 301	Szw 302	Szw 305
Code	SZWL 0202010201	SZWL 0202010301	SZWL 0202010601
Height (mm)	1051	1051	1051
Width (mm)	1000	1000	1000
Depth (mm)	585	585	585
Size of drawers (mm)	903 wide x 435 deep	903 wide x 436 deep	903 wide x 437 deep
Drawer height	1 drawer 175mm 2 drawers 225mm 1 drawer 275mm	1 drawer 75mm 2 drawers 125mm 2 drawers 175mm 1 drawer 225 mm	7 drawers 75mm 3 drawers 125mm

WORKSHOP FURNITURE

ŚNN TOOL WALLS

In a workshop, it is essential to have the most necessary tools within reach. Our tool walls ensure that. Tool walls for self-assembly.



TECHNICAL SPECIFICATION

Tool walls		
Name	Śnn 300	WW trolley
Code	SNN 010101	XXP 030253
Height (mm)	600	1437
Width (mm)	1195	985
Depth (mm)	16	660
Equipment	<ul style="list-style-type: none">- a base board – 3 pcs,- a single hook (58 mm) -5 pcs,- a long slot holder for the screwdrivers – 1 pc,- a holder with circular holes – files – 1pc,- a holder with rectangular holes – chisels – 1 pc,- a holder for a drill – 1 pc,- a holder for the wrench – 1 pc,- a holder with circular holes for screwdrivers – 1 pc,- a holder for V container – 2 pcs,- a single holder – 4 pcs.	<ul style="list-style-type: none">large boxes - 8 pcs.medium boxes - 18 pcs.small boxes - 33 pcs.



WORKSHOP FURNITURE



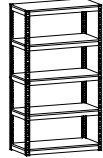
RMM STORAGE RACKS ASSEMBLED BY PRESS FITTING - 500 mm deep

Universal, solid and durable storage racks designed for shops, warehouses, archives and utility rooms.

- In order to shorten the time-consuming assembly of storage racks we have come up with 'press fitting' assembled storage racks. They are easy to assemble and disassemble.
- Durability, quality and solidity are their distinct advantages.
- Elements of the racks are made of powder coated steel.
- Storage racks made of acid-proof or galvanized steel sheets are available on request.
- Shelves are adjustable every 30 mm.
- Maximum load capacity of a shelf:
 - 100 kg
 - 200 kg - Rmm 301 when fixed to the wall or two racks fixed back-to-back.
- Racks for self-assembly.



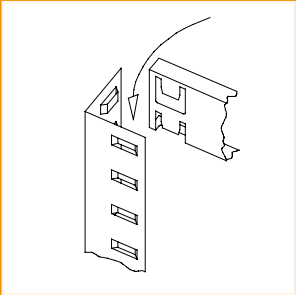
TECHNICAL SPECIFICATION

Storage racks			
			
Name	Rmm 301	Rmm 302	Rmm 303
Code	RMM 0303040201	RMM 0301010201	RMM 0305030201
Height (mm)	1980	900	1800
Width (mm)	1000	1000	
Depth (mm)	500	500	
Number of shelves	6	3	5
Maximum load capacity of a shelf (kg)	200 kg when fixed to the wall or two racks fixed back-to-back	100	




WORKSHOP FURNITURE


RMM STORAGE RACKS
ASSEMBLED BY PRESS FITTING
- 350 mm deep


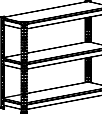


the system of assembling the storage racks by press fitting


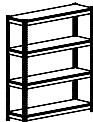

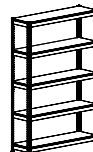


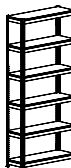



It is possible to fix the sides of the racks to each other, creating rows of racks. We do not supply bolts necessary to fix the racks.



Storage racks		
Name	Rmm 304	Rmm 306
Code	RMM 1706010201	RMM 1906010201
Height (mm)	950	950
Width (mm)	1000	1200
Depth (mm)	350	350
Number of shelves	3	3
Maximum load capacity of a shelf (kg)	100	100



Storage racks					
Name	Rmm 308		Rmm 310	Rmm 312	Rmm 314
Code	RMM 1707020201		RMM 1907020201	RMM 1708030201	RMM 1908030201
Height (mm)	1370		1370	1790	
Width (mm)	1000		1200	1000	1200
Depth (mm)	350		350		
Number of shelves	4		4	5	
Maximum load capacity of a shelf (kg)	100		100		

Storage racks						
	Name		Rmm 316	Rmm 318	Rmm 320	Rmm 322
	Code		RMM 1709040201	RMM 1909040201	RMM 1710050201	RMM 1910050201
	Height (mm)		2210	2210	2630	
	Width (mm)		1000	1200	1000	1200
	Depth (mm)		350	350		
	Number of shelves		6	6	7	
Maximum load capacity of a shelf (kg)	100	100				



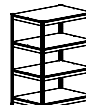
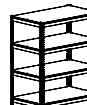
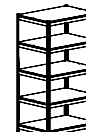
WORKSHOP
FURNITURE


RMM STORAGE RACKS
ASSEMBLED BY PRESS FITTING
- 700 mm deep

- The depth of the rack (700 mm) allows to put two rows of binders onto the rack.
- To keep binders in order we recommend additional equipment, especially a middle limiter allowing to divide 700 mm wide shelves into two parts.
- For accessories available - see page 316.



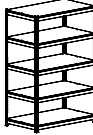
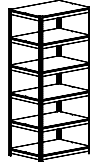
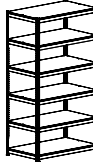
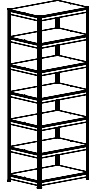
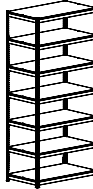
TECHNICAL SPECIFICATION

Storage racks							
	Name		Rmm 305	Rmm 307	Rmm 309	Rmm 311	Rmm 313
	Code		RMM 1806010201	RMM 2006010201	RMM 1807020201	RMM 2007020201	RMM 1808030201
	Height (mm)		950	950	1370	1370	1790
	Width (mm)		1000	1200	1000	1200	1000
	Depth (mm)		700	700			
	Number of shelves		3	3	4		5
	Maximum load capacity of a shelf (kg)		100	100			



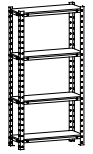
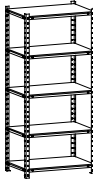
WORKSHOP FURNITURE

RMM STORAGE RACKS ASSEMBLED BY PRESS FITTING - 700 mm deep

Storage racks							
	Name		Rmm 315	Rmm 317	Rmm 319	Rmm 321	Rmm 323
	Code		RMM 2008030201	RMM 1809040201	RMM 2009040201	RMM 1810050201	RMM 2010050201
	Height (mm)		1790	2210		2630	
	Width (mm)		1200	1000	1200	1000	1200
	Depth (mm)		700	700			
	Number of shelves		5	6		7	
	Maximum load capacity of a shelf (kg)		100	100			

RMM STORAGE RACKS ASSEMBLED WITH BOLTS

- Maximum load capacity of a shelf – 100 kg.
- Shelves are adjustable every 60 mm.
- Racks for self-assembly.
- Note:
Accessories applicable to RMM storage racks assembled by press fitting are not compatible with RMM storage racks assembled with bolts.

Rmm storage racks assembles with bolts			
Name	Rmm 202		Rmm 201
Code	RMM 0102020101		RMM 0204030101
Height (mm)	1510		2000
Width (mm)	750		900
Depth (mm)	300		600
Number of shelves	4		5
Maximum load capacity of a shelf (kg)	100		100



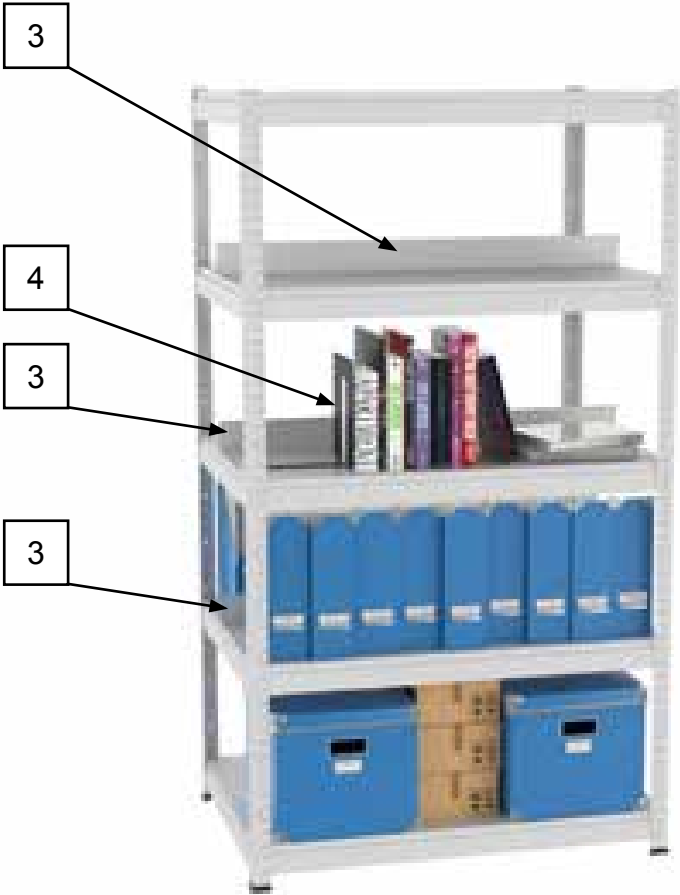
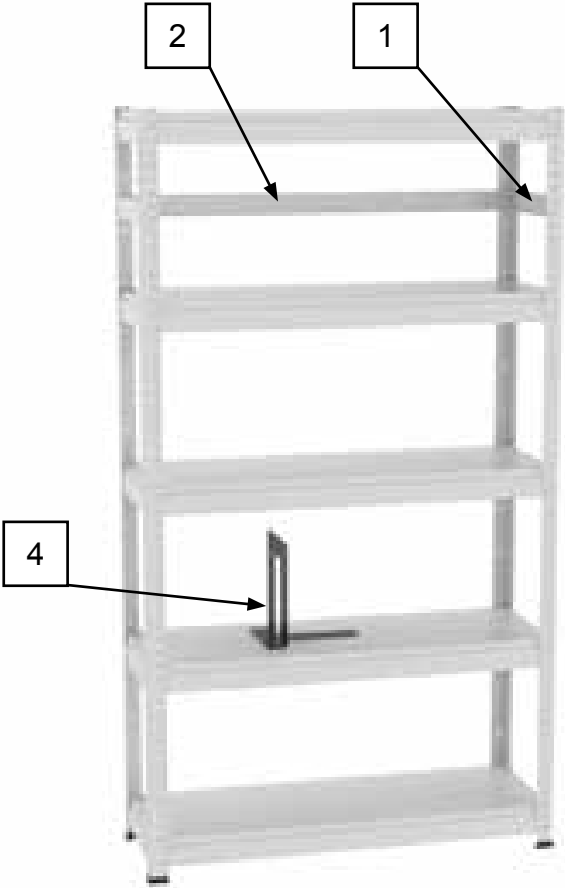
WORKSHOP
FURNITURE



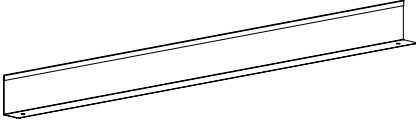
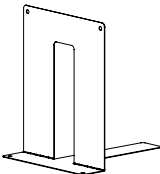
ACCESSORIES FOR RMM
STORAGE RACKS assembled by
press fitting

Possible accessories for RMM storage racks assembled by press fitting are as follows:

- a side limiter,
- a rear limiter,
- a middle limiter - a partition that allows to divide 700 mm wide shelves into two parts (350 mm each) - to put binders on both sides,
- a movable partition – a support for binders.

NOTE: Accessories applicable to RMM Storage racks assembled by press fitting are not compatible with RMM storage racks assembled with bolts.



Equipment							
	Side limiter		Rear limiter		Middle limiter		Movable partition
Name	OBRmm 350	OB Rmm 700	OTRmm 1000	OTRmm 1200	OSRmm 1000	OSRmm 1200	Rmm movable partition
Code	XRMM 05281001	XRMM 05291001	XRMM 04071001	XRMM 04271001	XRMM 11311701	XRMM 11321701	XRMM 08301601
Height (mm)	~51		~51		~75		250
Width (mm)	~325	~675	~975	~1175	~990	~1190	246
Depth (mm)	~10		~10		~40		200
	Side limiter		Rear limiter		Middle limiter - a partition which allows to divide a 700 mm wide shelf into two parts to put binders on both sides		Movable partition - a support for binders, books, documents.

WORKSHOP FURNITURE

CABINETS WITH PLEXIGLASS DOORS

- It is a perfect solution which guarantees a good organisation at the workstation.
- It is excellent for garages, workshops and anywhere else where it is necessary to check the order on the shelves without opening the doors.
- Workshop cabinet with 4 mm thick plexiglass doors.
- Equipped with 4 shelves adjustable every 25 mm.



TECHNICAL SPECIFICATION

Name	Workshop cabinet with plexiglass doors
Code	SBM 03033804
Height (mm)	1990
Width (mm)	1000
Depth (mm)	435
Number of shelves	4



WORKSHOP FURNITURE

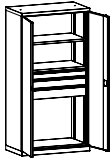
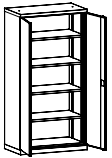
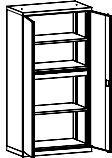
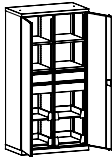
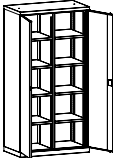
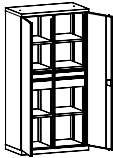
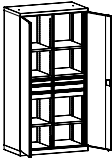
SLS WORKSHOP CABINETS

- SLS Workshop cabinets are delivered as welded construction. They do not require a self-assembly.
- Drawer's extension -100%.
- Shelves are galvanized, powder-coated.

LOAD CAPACITIES:
Load capacity of a shelf - up to 160 kg.
Load capacity of 150 mm, 125 mm, 100 mm high drawers - 160 kg.
Load capacity of 75 mm high drawers - 100 kg.
Load capacity of the whole cabinet - 1300 kg.



TECHNICAL SPECIFICATION

Workshop cabinet								
Name	SLS 1951-7VA	SLS 1951-6		SLS 1951-8VA	SLS 1951 T-1VA	SLS 1951 T-2	SLS 1951 T-3VA	SLS 1951 T-4VA
Code	SLS 0303022307	SLS 0303021605		SLS 0303022407	SLS 0403022607	SLS 0403022005	SLS 0403022707	SLS 0403022808
Height (mm)	1950			1950				
Width (mm)	1000			1000				
Depth (mm)	540			540				
Equipment	- 2 shelves - 3 drawers (150 mm, 125mm, 100 mm)	- 4 shelves		- 3 shelves - 1x 100mm drawer	- a divided partition wall - 4 shelves - 4x 150 mm drawers - 4 extendable shelves	- a divided partition wall - 8 shelves	- a divided partition wall - 6 shelves - 2x 150 mm drawers - 2x 100 mm drawers	- a divided partition wall - 6 shelves - 4x 100 mm drawers - 2x 75 mm drawers

WORKSHOP FURNITURE

SL WORKSHOP CABINETS

- SL workshop cabinets are very practical pieces of furniture equipped with shelves, drawers with handles and compartments.
- Galvanized, powder-coated shelves.
- Drawer's extension -85%.
- Ball bearing slides.

LOAD CAPACITIES:
Load capacity of a shelf - 75 kg.
Load capacity of a drawer - 35 kg.
Load capacity of the whole cabinet - 800 kg.



ADVANTAGES OF CABINETS




lockable compartments



adjustable shelves



100 mm, 150 mm, 300 mm
high drawers



3-point door lock



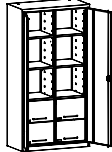
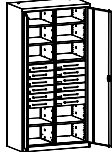
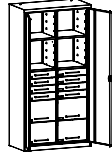
drawers with handles

WORKSHOP FURNITURE

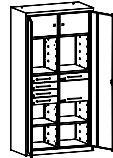
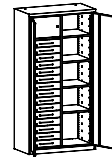
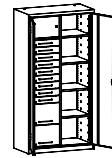

SL WORKSHOP CABINETS

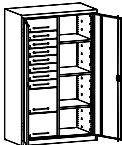





TECHNICAL SPECIFICATION

Workshop cabinets								
	Name	SL 110.18		SL 110.21	SL 162.18	SL 162.21	SL 163.18	SL 163.21
	Code	SSCH1 0202034206		SSCH1 0302034206	SSCH1 0202032306	SSCH1 0302032306	SSCH1 0202032506	SSCH1 0302032506
	Height (mm)	1950		1950				
	Width (mm)	1000		1200	1000	1200	1000	1200
Depth (mm)	500		500					
Equipment	- divided partition wall - 6 shelves - 4x 300 mm drawers			- divided partition wall - 8 shelves - 12x 100 mm drawers		- divided partition wall - 4 shelves - 4x 300 mm drawers - 8x 100 mm drawers		



Workshop cabinets										
	Name	SL 164.18		SL 164.21	SL 166.18	SL 166.21	SL 168.18	SL 168.21	SL 165.13	SL 165.15
	Code	SSCH1 0202032406		SSCH1 0302032406	SSCH1 0202032606	SSCH1 0302032606	SSCH1 0202032806	SSCH1 0302032806	SSCH1 0203032106	SSCH1 0303032106
	Height (mm)	1950		1950				1600		
	Width (mm)	1000		1200	1000	1200	1000	1200	1000	1200
	Depth (mm)	500		500						
Equipment	<ul style="list-style-type: none">- divided partition wall<ul style="list-style-type: none">- 4shelves- 5x 100 mm drawers- 1x 300 mm drawer- 2x 300 mm high lockable compartments		<ul style="list-style-type: none">- divided partition wall<ul style="list-style-type: none">- 4 shelves- 15 drawers- 300 mm high lockable compartment		<ul style="list-style-type: none">- divided partition wall<ul style="list-style-type: none">- 4 shelves- 300 mm high lockable compartment<ul style="list-style-type: none">- 9x 100 mm drawers- 2x 300 mm drawers		<ul style="list-style-type: none">- divided partition wall<ul style="list-style-type: none">- 2shelves- 4x 300 mm drawers- 8x 100 mm drawers			

Workshop cabinets								
	Name	SL 168.13	SL 168.15	SL 162.03	SL 162.06	SL 163.03	SL 163.06	SL 167.03
	Code	SSCH1 0203032206	SSCH1 0303032206	SSCH1 0201031906	SSCH1 0301031906	SSCH1 0201032006	SSCH1 0301032006	SSCH1 0201035106
	Height (mm)	1600		1000				
	Width (mm)	1000	1200	1000	1200	1000	1200	1000
Depth (mm)	500		500					
Equipment	<ul style="list-style-type: none">- divided partition wall<ul style="list-style-type: none">- 3 shelves- 2x 300 mm drawers- 7x 100 mm drawers- 1x 150 mm drawer		<ul style="list-style-type: none">- divided partition wall<ul style="list-style-type: none">- 2 shelves- 2x 300 mm drawers- 4x 100 mm drawers		<ul style="list-style-type: none">- divided partition wall<ul style="list-style-type: none">- 2 shelves- 2x 100 mm drawers- 2x 150 mm drawers		<ul style="list-style-type: none">- divided partition wall<ul style="list-style-type: none">- 4 drawers 300mm- 2x 100 mm drawers- 2x 150 mm drawers	


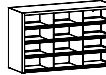
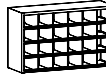
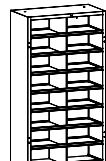
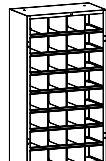
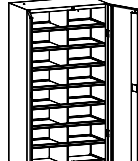
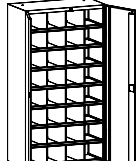
WORKSHOP
FURNITURE

SFR WORKSHOP CABINETS

- SFR workshop cabinets are perfect for maintenance and mechanical workshops.
- SFR workshop cabinets with compartments come in two versions:
 - without doors: SFR 51/1, 12/1, 24/1, 16/1, 32/1,
 - with doors: SFR 16/2,32/2.



TECHNICAL SPECIFICATION

Workshop cabinets									
	Name	SFR 51/1		SFR 12/1	SFR 24/1	SFR 16/1	SFR 32/1	SFR 16/2	SFR 32/2
	Code	SFR 0302010500S5		SFR 0202010300S4	SFR 0202010400S3	SFR 0101010100S1	SFR 0101010200S2	SFR 0101020100S6	SFR 0101020200S7
	Height (mm)	900		900	1800				
	Width (mm)	1500		1500	1000				
	Depth (mm)	250		500	500			530	
	Number of compartments	- 48 small compartments - 3 large compartments		12	24	16	32	16	32
	Dimensions of compartments	121 x 109 x 250 mm 175 x 466 x 250 mm		175 x 466 x 500 mm	175 x 237 x 500 mm	180 x 455 x 500 mm	180 x 222 x 500 mm	180 x 455 x 500 mm	180 x 222 x 500 mm

WORKSHOP FURNITURE

SWM WORKSHOP CABINETS

- SWM workshop cabinets may be equipped with:
 - adjustable shelves,
 - drawers,
 - a compartment,
 - boxes,
 - a perforated wall (hooks and hangers available separately) - see page 316.




ADVANTAGES OF CABINETS



adjustable shelves



drawers

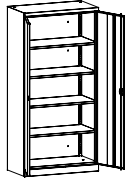
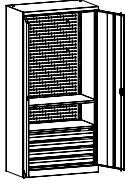
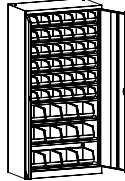
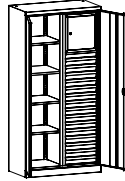



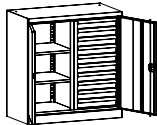
perforated wall

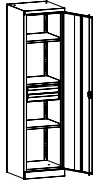
WORKSHOP FURNITURE

WORKSHOP CABINETS



Workshop cabinets					
Name	SWM201		SWM201L1	SWM201L2	SWM201L
Code	SWM0403030306S48		SWM0403030106S21	SWM0403030106S22	SWM0403030106S18
Height (mm)	1950		1950		
Width (mm)	950		950		
Depth (mm)	500		500		
Equipment	- 4 adjustable shelves		- 2 adjustable shelves - 4 drawers - a perforated wall	- 8 adjustable shelves - 48 boxes	- 4 adjustable shelves - 16 drawers - a compartment

Workshop cabinets		
Name	SWM101A3	SWM 101L1
Code	SWM0404030207S41	SWM0404030106S20
Height (mm)	1000	
Width (mm)	950	
Depth (mm)	500	
Equipment	- 2 adjustable shelves	- 2 adjustable shelves - 10 drawers

Workshop cabinets	
Name	SWM201L3
Code	SWM0503021607
Height (mm)	1950
Width (mm)	500
Depth (mm)	500
Equipment	- 3 adjustable shelves - 2 drawers



WORKSHOP FURNITURE

SMD WORKSHOP CABINETS

- SMD and UWS workshop cabinets meet expectations of even the fussiest user.
- UWS workshop cabinets are equipped with adjustable, galvanized shelves with edges - perfect for storing liquids and chemicals.
- SMD workshop cabinets are equipped with galvanized shelves, drawers and SMD 515/5 workshop cabinets is additionally equipped with a desktop, which is a great place to store small tools or technical documents.



ADVANTAGES OF CABINETS



desktop



side edge



galvanized shelves with edges

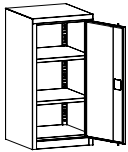
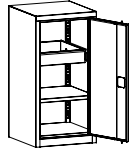
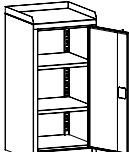
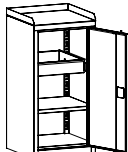
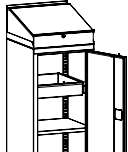


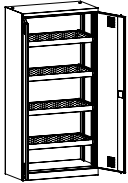
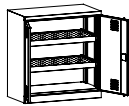
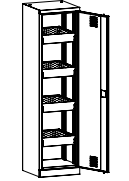

perforations in the doors



WORKSHOP FURNITURE

SMD WORKSHOP CABINETS UWS WORKSHOP CABINETS

Workshop cabinets						
Name	SMD 515/1		SMD 515/2	SMD 515/3	SMD 515/4	SMD 515/5
Code	SZW 0302010703		SZW 0302010803	SZW 0303010703	SZW 0303010803	
Height (mm)	1000		1000	1050		1255
Width (mm)	500		500			
Depth (mm)	500		500			
Equipment	- 2 shelves		- 1 shelf - 1 drawer	- side edge - grooved rubber - 2 galvanized shelves	- side edge - grooved rubber - 1 drawer - 1 galvanized shelf	- side edge - a desktop - 1 drawer - 1 galvanized shelf

Workshop cabinets					
Name	UWS 905		UWS 915	UWS 505	UWS 515
Code	UWS 0202060201		UWS 0201060101	UWS 0102050201	UWS 0101050101
Height (mm)	1950		1000	1950	1000
Width (mm)	950		950	500	
Depth (mm)	500		500		
Equipment	- 4 adjustable galvanized shelves with edges		- 2 adjustable galvanized shelves with edges	- 4 adjustable galvanized shelves with edges	- 2 adjustable galvanized shelves with edges

WORKSHOP FURNITURE

TECHNO WORKBENCHES

■ In our range of products you may also find professional workbenches:

- Techno Expert workbenches,
- Techno Light workbenches.

■ Workbenches for self-assembly.

■ Due to the modular construction and two lines, Techno Workbenches offer the possibility to create a workbench in hundreds of combinations according to your needs:

- Techno Expert Workbenches - designed for professional applications,
- Techno Light Workbenches - designed for both professional and amateur applications.

■ WWT workshop trolleys supplement Techno workbenches.

■ We can provide you with a more detailed catalogue of Techno workbenches.



WORKSHOP FURNITURE

WWT WORKSHOP TROLLEYS






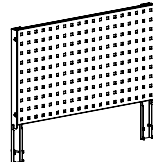
- Trolleys are equipped with a special system making it impossible to open more than one drawer at a time.
- Internal dimensions of a drawer: 600 mm x 400 mm.
- Drawers are equipped with ball bearing slides which are extendable in 100% (40kg load capacity).
- Trolleys on 125 mm diameter wheels - 2 of them are swivel with brakes.
- As standard, all trolleys are equipped with tops covered with micro rubber and side edges preventing objects from falling off the trolley. The edges are covered with rubber protection for the increased comfort of usage.
- A side handle may be attached on both sides.
- Perforated backside and side walls allow to hang accessories such as boxes or holders.
- Holders and hooks are available separately.



TECHNICAL SPECIFICATION



WWT

WWT workshop trolleys								
Name	WWT 75A		WWT 75B	WWT 75C	WWT 75D	WWT top box	Perforated wall for WWT	
Code	WWT 0101010102		WWT 0101010202	WWT 0101010302	WWT 0101020401	XXXP 030042	XWWT 01010101	
Height (mm)	900		900				516	383
Width (mm)	790		790				729	
Depth (mm)	490		490				34	
Equipment	1x 300 mm drawer 2x 100 mm drawers 2x 75 mm drawers		1x 200 mm drawer 1x 150 mm drawer 4x 75 mm drawers	1x 200 mm drawer 6x 75 mm drawers	Wing doors 2 adjustable shelves	4x 100 mm drawers	A perforated panel adjusted to hang accessories listed at page 316	


WORKSHOP FURNITURE


ACCESSORIES FOR TECHNO
EXPERT & LIGHT WORKSHOP
WORKBENCHES; WWT
WORKSHOP TROLLEYS






TECHNICAL SPECIFICATION

Hangers					
Name	L50 short double hanger	L150 long double hanger	L50 short single hanger	L150 long single hanger	Flat wrench hanger
Code	YMIN282	YMIN281	YMIN284	YMIN283	YMIN493
Description	Short double hanger	Long double hanger	Short single hanger	Long single hanger	Flat wrench hanger

Hangers					
Name	Screwdriver hanger		Drill hanger	L150 tool hanger	60 mm gear hanger
Code	YMIN492		YMIN491	YMIN499	YMIN490
Description	Screwdriver hanger		Drill hanger	Tool hanger	Gear hanger (e.g. for a drill)


Containers											
	Name	container S1/h45 - LOW	container S1/h63 - HIGH	container S2/h45 - LOW	container S2/h63 - HIGH	container S3/h45 - LOW	container S3/h63 - HIGH	container S4/h45 – LOW	container S4/h63 - HIGH	container S5/h45 - LOW	container S5/h63 HIGH
	Code	YMIN392	YMIN393	YMIN394	YMIN395	YMIN396	YMIN397	YMIN398	YMIN399	YMIN400	YMIN401
	Dimensions height x width x depth	45 x 54 x 54 mm	63 x 54 x 54 mm	45 x 54 x 108 mm	63 x 54 x 108 mm	45 x 108 x 108 mm	63 x 108 x 108 mm	45 x 108 x 162 mm	63 x 108 x 162 mm	45 x 108 x 216 mm	63 x 108 x 216 mm
Description	Plastic container		Plastic container								







Accessories for WWT workshop trolleys						
Name	WWT container		A box for WWT	B box for WWT	Paper towels holder	Sliding shelf for drawers in WWT
Code	XWWT 04050402		XWWT 03030302	XWWT 03040302	XWWT 02020202	XWWT 06070802
Dimensions height x width x depth	145 x 350 x 110/176		70 x 200 x 80	70 x 350 x 80	85 x 350 x 185	
Description						Sliding shelf for drawers covered with micro rubber




WORKSHOP FURNITURE

ACCESSORIES FOR TECHNO
EXPERT & LIGHT WORKSHOP
WORKBENCHES; WWT
WORKSHOP TROLLEYS



Accessories for SWT workbenches				
Name	A70 drawer insert		A95 drawer insert	A145 drawer insert
Code	XWWT 05060503		XWWT 05060603	XWWT 05060703
Description	For 70 mm high drawers 2 wide rows		For 95 mm high drawers 2 wide rows	For 145 mm high drawers 2 wide rows
Accessories for SWT workbenches				
Name	B70 drawer insert		B95 drawer insert	B145 drawer insert
Code	XWWT 05060504		XWWT 05060604	XWWT 05060704
Description	For 70 mm high drawers 2 narrow rows		For 95 mm high drawers 4 narrow rows	For 145mm high drawers 4 narrow rows
Accessories for SWT workbenches				
Name	C70 drawer insert		C95 drawer insert	C145 drawer insert
Code	XWWT 05060505		XWWT 05060605	XWWT 05060705
Description	For 70 mm high drawers 1 wide + 2 narrow rows		For 95 mm high drawers 1 wide + 2 narrow rows	For 145 mm high drawers 1 wide + 2 narrow rows



tabletop covered with
rubber - on request



WORKSHOP FURNITURE

GARAGE CABINETS

A garage cabinet is a free-standing piece of furniture. It is easy to move. It does not require fixing it to the floor or a wall. A garage cabinet is a secure and steady piece of furniture as it is 200 kg heavy and it is of firm construction - on a strong base and additional cross-bracing. A garage cabinet is perfect for parking spaces in the underground car parks. It is a practical and modern solution. It allows to arrange the parking space in an aesthetical, convenient and safe way. Modern apartments and multifamily houses hardly ever have additional basements or depots. A garage cabinet is a solution to such problems. It is a steady, firm and capacious product where you can store objects present in any house but used occasionally or which should not be stored in an apartment, e.g. bicycles, tires, child safety seats, pushchairs, skates, ice skates, helmets and other sports equipment, oils or workshop tools.

- Technical specification:
- weight - 200 kg,
 - capacity - approximately 5000 litres,
 - stable construction,
 - cross-bracing,
 - load capacity - up to 80 kg per shelf, the whole construction- up to 500 kg,
 - steel legs made of profiles,
 - a secure lock with 2 keys,
 - fire classification of the powder coat,
 - a stable base made of 2 mm thick, 50 x 30 mm profiles,
 - possibility of anchoring to a floor,
 - 2 years of warranty,
 - it is delivered on a pallet in two parts: a cabinet + bottom frame for self-assembly. It facilitates the transportation and minimises the cost of transport.



TECHNICAL SPECIFICATION

Garage cabinet	
Name	Garage cabinet
Code	XXXP 030253
Height (mm)	2200
Width (mm)	2400
Depth (mm)	800



WORKSHOP FURNITURE

CABINETS FOR INDUSTRIAL COMPUTER

A perfect solution for production plants to store industrial computers.

SPNK

The wardrobe has a flat structure of minimum depth. The front screen is adapted to fit a 16:9 LCD screen and of maximum 22 inches diagonal. IP-42 resistance class, confirmed with tests, ensures protection of the cabinet against objects of over 1 mm size, and protection against drops of water falling down on the casing at the angle of 15 degrees. The unscrewed base of the cabinet enables screwing the cabinet directly to the ground. A wide range of equipment as standard: a fan, a power supply, a service wire, and a power strip with the anti-interference filter.

SMK

The upper glass part for LCD screen allows to use the equipment even if there is dust on the production floor. The bottom covered part allows to keep the computer and other devices safe. An extendable shelf allows for using the keyboard easily and conveniently. The cabinet has levelling feet which allow to place it onto any type floor, even the uneven one. The cabinet is equipped with the inner electric fan that cools the working computer. In the bottom part of the cabinet there is a powering anti-interference slat. The back side has ventilation holes in it. The adjustable shelf makes it possible to set its height depending on the type of computer kept in the cabinet.



326



SmKa



Computer protection
Protection against dust and water, accidental damage and unauthorized access – IP 42 resistance class.



Stability
Removable base of the cabinet enables screwing the cabinet directly to ground.

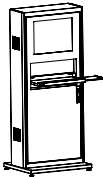
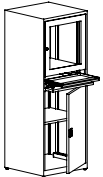


Functionality
The 4:3 front screen is adapted to fit 16:9 LCD screen and of maximum 22 inches diagonal.



Wide range of accessories
2 shelves on latches, 1 extendable shelf for a computer, a fan, a power strip with the anti-interference filter, Ethernet port, power strip, a fixture for LCD screen, doors with a 3-point lock with patent filler, space for a keyboard closed with a 1-point cylinder lock.

TECHNICAL SPECIFICATION

Cabinets for industrial computer					
		SmK	SmKa	SmK1	SmK1a
Name	SPNK	SMK 0101010201	SMK 0101010202	SMK 0101010101	SMK 0101010102
Code	SMK0506050506				
Height (mm)	1770	1750			
Width (mm)	755	640			
Depth (mm)	330	630			
Equipment	Cabinet equipped with: - a fan, - a power strip, - a terminal, - a power strip with the anti-interference filter.	The part protecting the keyboard opens together with the main door. The cabinet with equipment: a fan and a power strip.	The part protecting the keyboard opens separately. The cabinet with equipment: a fan and a power strip.	The part protecting the keyboard opens together with the main door. The cabinet without any additional equipment - no fan or power strip.	The part protecting the keyboard opens separately. The cabinet without any additional equipment - no fan or power strip.

WORKSHOP FURNITURE

CABINETS FOR INDUSTRIAL COMPUTER

SMK 3A

- Cabinets are equipped with the drawer for a keyboard and an extendable shelf in the bottom compartment.
- On the side walls there is a ventilation.
- In the back wall of the cabinet there are holes for the power supply.
- Glass screen made of tempered glass.
- The cabinet equipped with levelling feet.

SMK 4A

- Industrial computer cabinet – the glass part is adapted for the depth of LCD screen.
- An extendable shelf allows for using the keyboard easily and conveniently.
- The back side has ventilation holes in it.
- The adjustable shelf makes it possible to set its height depending on the type of computer kept in the cabinet.

SMK 2

- Industrial computer cabinet made of 0.8 mm thick steel sheet.
- There is one door at the entire height. A shelf for LCD screen is fixed, other shelves can be adjusted every 25 mm.
- The cabinet can store LCD screen of up to 17 inches.
- The cabinet is equipped with a fixed shelf for a keyboard and a mouse (assembly at customer's place), a fan and a power strip with 4 sockets.

The cabinet may also be produced with wheels - on request.



SMK 3A



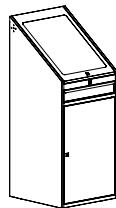
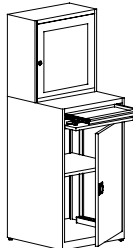
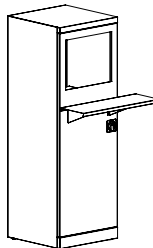
SMK 4A



SMK 2



TECHNICAL SPECIFICATION

Cabinets for industrial computer						
	Name	SmK 3A	SmK 3A	SmK 4a	SmK 4a	SmK 2
	Code	SMK 0405010104	SMK 0405010204	SMK 0101010105	SMK 0101010205	SMK 0202030203
	Height (mm)	1545		1750		1600
	Width (mm)	640		640		550
Depth (mm)	635		630		550	
Equipment	Electric equipment not included. Cabinet equipped with: <ul style="list-style-type: none">– a keyboard shelf,– a sliding shelf in the lower compartment,– ventilation in the sides,– holes for the wires at the back of the cabinet.	Electric wiring (a fan and a power strip with sockets). Cabinet equipped with: <ul style="list-style-type: none">– a keyboard shelf,– a sliding shelf in the lower compartment,– ventilation in the sides,– holes for the wires at the back of the cabinet.	Cabinet equipped with: <ul style="list-style-type: none">- a keyboard protecting part,- an adjustable shelf.	Cabinet equipped with: <ul style="list-style-type: none">- a keyboard protecting part,- an adjustable shelf,- a fan,- a power strip.	Cabinet equipped with: <ul style="list-style-type: none">- a fixed shelf for a keyboard and a mouse (assembly at customer's place),- a fan,- a power strip with 4 sockets.	

WORKSHOP FURNITURE

ARRANGEMENT SUGGESTIONS



WORKSHOP FURNITURE

ARRANGEMENT SUGGESTIONS



Omega Ekspres SIA

LV40003402577

Biroja adrese: Lāčplēša 125, LV-1003, Rīga

www.city-office.lv

info@city-office.lv