

SOCIAL FURNITURE

*Furniture
you can depend on*




SOCIAL FURNITURE

TABLE OF CONTENTS


SUM W wardrobe lockers	150
SUL W wardrobe lockers	156
SUS W lockers with compartments	162
SUS W lockers with compartments (300 mm wide module)	164
SUS W lockers with compartments (400 mm wide module)	170
Lockers with compartments with shelves	176
Lockers with compartments with shelves - 300 and 400 mm wide module	178
UV printing	180
Powder coating with OMBRE effect	182
Locks, possibilities	186
Slanted tops and socles for WSU wardrobe lockers	188
Accessories	190
Benches and shelves for shoes	192
Bases for WSU wardrobe lockers	194
Wardrobe lockers with MDF doors	198
Wardrobe lockers with plexiglass doors	202
Wardrobe lockers with rounded doors	206
MSU school lockers	210
WNL+ laptop trolleys	214
WNT trolleys for tablets	218
Q8 school desks	220
Laptop & mobile phone lockers	222
Hanging canteen lockers	224
SZOS changing room lockers	226
Standing canteen lockers	228
KBS lockers for dirty and clean clothing storage	230
SMD lockers for cleaning accessories	232
MPO metal recycling bin	234
Wardrobe lockers for firefighter	236
Wardrobes with heating and ventilation for clothes drying	238
Cabinets for sports equipment	240
Tables, benches, chairs and coat hanger stands	242
Bespoke furniture-Examples	244

Metal social furniture guarantees functionality and adds an aesthetic value of social spaces in factories, schools, sports halls, fitness clubs, swimming pools etc. Proper arrangement in these rooms, taking into consideration a wide range of requirements and needs, guarantees a sense of well-being and increases standards of a workplace.


* WEMO perforation on the doors - registered industrial design.




* Powder coating with OMBRE effect - registered industrial design.



*Hook for clothes – used in wardrobe lockers with side shelf.



Wardrobes on legs



Wardrobes with slanted top



Height-adjustable feet



Possibility of hanging clothes



On wheels



Made of galvanized steel



Made of acidproof steel



Made of stainless steel



Various types of locks



Master system



With electrical components - safe



Ventilation and ventilation with heating



Standard equipment



Standard equipment



180° door opening angle



110° door opening angle



Possibility of fixing



Possibility of mounting to a wall

SOCIAL FURNITURE

SUM W WARDROBE LOCKERS

Wardrobe lockers allow to furnish social rooms in a functional and aesthetic way. The wide range of products guarantees meeting even the most varied needs.

- A modern design WEMO perforation system (registered industrial design) allows for free air circulation.
- Welded construction based on closed profiles improves the rigidity of lockers.

SUM W WARDROBE LOCKERS ARE MADE IN TWO WIDTHS::

- 300 mm,
- 400 mm (with internal partition wall to separate clean clothes from the dirty ones).

STANDARD EQUIPMENT


- bar with hooks,
- hook for a towel,
- mirror,
- self-adhesive nameplate,
- shelf above the bar,
- an internal partition (in 400 mm wide modules).

- Accessories available - see pages 190-191.

STANDARD EQUIPMENT




bar with hooks



hook



mirror



self-adhesive nameplate



Shelf



internal partition wall
(in 400 mm wide modules)



SOCIAL FURNITURE

SUM W WARDROBE LOCKERS

- ADVANTAGES OF LOCKERS:**
- wide range of standard equipment,
 - 16 colours at no extra charge,
 - various types of locks to choose from,
 - slanted tops, benches, socles, feet etc.,
 - increased storage space,
 - certificates, seals of approval, declarations.

The main advantage of SUM W, SUS W, SUL W lockers produced on the new line is their advanced construction based on closed profiles, which are implemented into the sides of doors, in the middle of the body and at the bottom of a locker. Lockers are certified, approved and they meet EU safety standards.



ADVANTAGES OF LOCKERS



MEDALIST WARDROBES




wide range of standard equipment



16 colours at no extra charge




various locks to choose from



slanted tops, benches, socles, feet etc.



various prices



certificates, seals of approval, declarations

SOCIAL FURNITURE

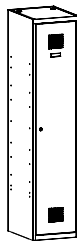
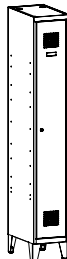
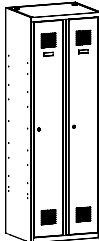
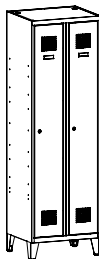
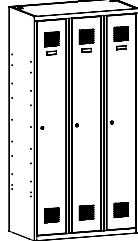
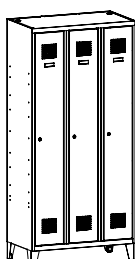
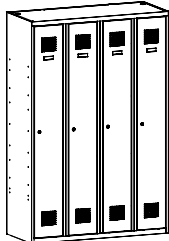
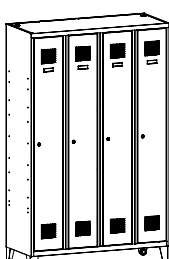
SUM W WARDROBE LOCKERS

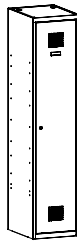
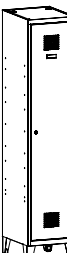
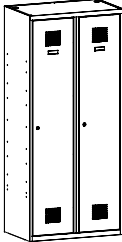
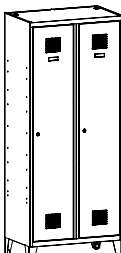
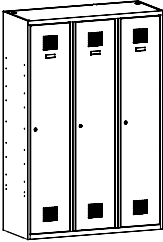
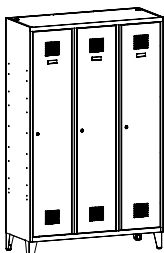
■ On special request 300 mm wide module lockers may be equipped with shoe drainer, made of plastic.



*the shape and colour of a shoe drainer may change



Sum W Wardrobe lockers										
	Name	Sum 310 W		Sum 311 W	Sum 320 W	Sum 321 W	Sum 330 W	Sum 331 W	Sum 340 W	Sum 341 W
	Code	WSU 0101020102		WSU 0101020202	WSU 0102020102	WSU 0102020202	WSU 0103020102	WSU 0103020202	WSU 0104020102	WSU 0104020202
	Height (mm)	1800		1940	1800	1940	1800	1940	1800	1940
	Width (mm)	300		600		900		1200		
	Depth (mm)	500		500						
	Number of segments	1		2		3		4		
	Number of doors	1		2		3		4		
Legs	-	+		-	+	-	+	-	+	

Sum W Wardrobe lockers								
	Name	Sum 410 W		Sum 411 W	Sum 420 W	Sum 421 W	Sum 430 W	Sum 431 W
	Code	WSU 0201020103		WSU 0201020103	WSU 0202020103	WSU 0202020203	WSU 0203020103	WSU 0203020203
	Height (mm)	1800		1940	1800	1940	1800	1940
	Width (mm)	400		800		1200		
	Depth (mm)	500		500				
	Number of segments	1		2		3		
	Number of doors	1		2		3		
Legs	-	+	-	+	-	+		



SOCIAL FURNITURE

SUL W WARDROBE LOCKERS

- In order to make use of small spaces such as changing rooms, an ideal solution is our wardrobe locker with L-shaped doors.
- Thanks to SUL W wardrobe lockers, there can be twice as many wardrobe compartments than with regular wardrobe lockers.
- Welded construction based on closed profiles improves the rigidity of the wardrobes.



ADVANTAGES OF LOCKERS



MEDALIST WARDROBES




wide range of standard equipment



16 colours at no extra charge




various locks to choose from



slanted tops, benches, socles, feet etc.



various prices



certificates, seals of approval, declarations

SOCIAL FURNITURE

SUL W WARDROBE LOCKERS

- SUL W wardrobe lockers are made in widths of compartments:
 - 300 mm,
 - 400 mm.
- A modern design perforation system (WEMO - registered industrial design) allows for free air circulation.
- Available locks: 1-point lock.
- Accessories available - see pages 190-191.



STANDARD EQUIPMENT




MEDALIST WARDROBES



1-point lock



bar with hook



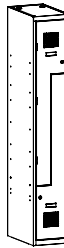
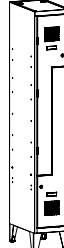
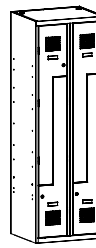

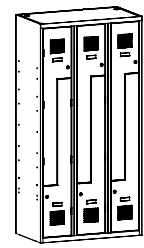
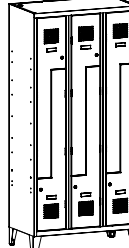
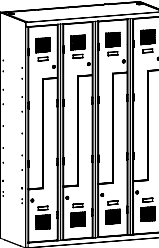
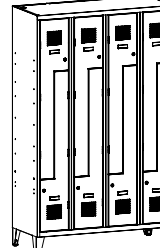
self-adhesive nameplate

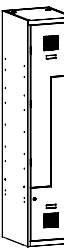

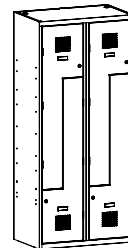
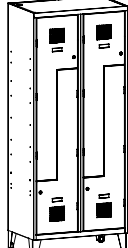
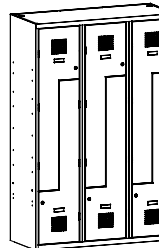
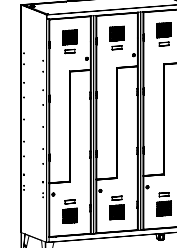
SOCIAL FURNITURE

SUL W WARDROBE LOCKERS

The main advantage of SUM W, SUS W, SUL W lockers produced on the new line is their advanced construction based on closed profiles, which are implemented into the sides of doors, in the middle of the body and at the bottom of a locker. Lockers are certified, approved and they meet EU safety standards.



Sul W Wardrobe lockers										
	Name	SUL 31 W		SUL 31 W	SUL 32 W	SUL 32 W	SUL 33 W	SUL 33 W	SUL 34 W	SUL 34 W
	Code	WSU 0306030104		WSU 0306030204	WSU 0306030204	WSU 0307030204	WSU 0308030104	WSU 0308030204	WSU 0309030104	WSU 0309030204
	Height (mm)	1800		1940	1800	1940	1800	1940	1800	1940
	Width (mm)	300		600		900		1200		
	Depth (mm)	500		500						
	Number of segments	2		4		6		8		
Number of doors	2		4		6		8			
Legs	-	+		-	+	-	+	-	+	

Sul W Wardrobe lockers								
	Name	SUL 41 W		SUL 41 W	SUL 42 W	SUL 42 W	SUL 43 W	SUL 43 W
	Code	WSU 0406030104		WSU 0406030204	WSU 0407030104	WSU 0407030204	WSU 0408030104	WSU 0408030204
	Height (mm)	1800		1940	1800	1940	1800	1940
	Width (mm)	400		800		1200		
	Depth (mm)	500		500				
Number of segments	2		4		6			
Number of doors	2		4		6			
Legs	-	+	-	+	-	+		



SOCIAL FURNITURE

SUS W lockers with compartments

Lockers with compartments, thanks to their functionality, variety and aesthetic values may be used in a wide range of facilities, e.g. in changing rooms, kindergartens, schools, boarding schools, swimming pools, fitness clubs, gyms, railway stations, workplaces - for storing briefcases, handbags, hard hats etc.

■ Welded construction based on closed profiles improves the rigidity of wardrobes.

The main advantage of SUM W, SUS W, SUL W lockers produced on the new line is their advanced construction based on closed profiles, which are implemented into the sides of doors, in the middle of the body and at the bottom of a locker. Lockers are certified, approved and they meet EU safety standards.



ADVANTAGES OF LOCKERS



MEDALIST WARDROBES




wide range of standard equipment



16 colours at no extra charge




various locks to choose from



slanted tops, benches, socles, feet etc.



various prices



certificates, seals of approval, declarations

SOCIAL
FURNITURE

SUS W
lockers with compartments
300 mm wide module

- Depending on customer needs we offer different types of SUS W lockers with compartments:
 - 300 and 400 mm wide modules,
 - various number of compartments.
- A modern design perforation system (WEMO - registered industrial design) allows for free air circulation.
- For accessories available - see pages 190-191.



STANDARD EQUIPMENT





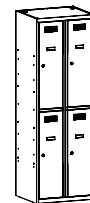

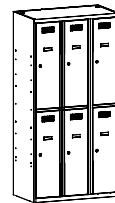
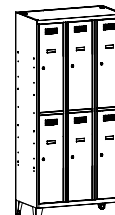

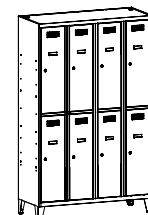
bar with hooks
(in two tier lockers)



self-adhesive nameplate

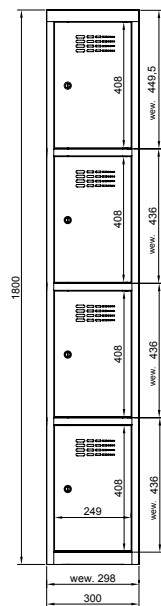
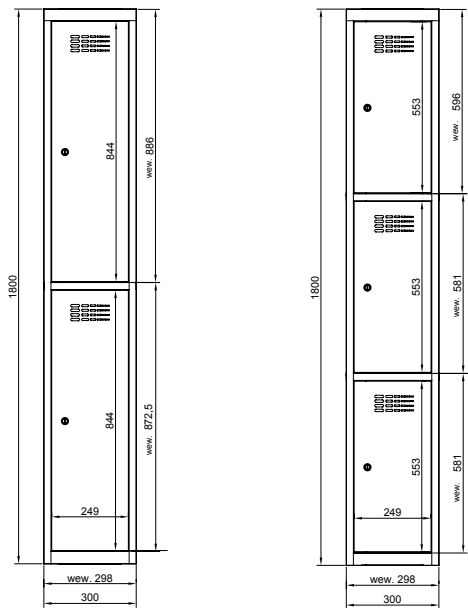


TECHNICAL SPECIFICATION

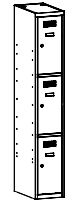
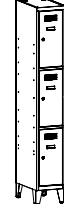

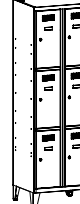




300 mm wide module										
	Name	SUS 312 W		SUS 312 W n	SUS 322 W	SUS 322 W n	SUS 332 W	SUS 332 W n	SUS 342 W	SUS 342 W n
	Code	WSU 0106020104		WSU 0106020204	WSU 0107020104	WSU 0107020204	WSU 0108020104	WSU 0108020204	WSU 0109020104	WSU 0109020204
	Height (mm)	1800		1940	1800	1940	1800	1940	1800	1940
	Width (mm)	300		600		900		1200		
	Depth (mm)	500				500				
	Number of segments	1		2		3		4		
	Number of doors	2		4		6		8		
Legs	-	+		-	+	-	+	-	+	


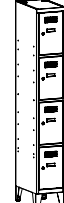

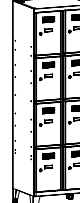



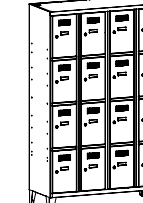
SOCIAL FURNITURE

SUS W lockers with compartments 300 mm wide module



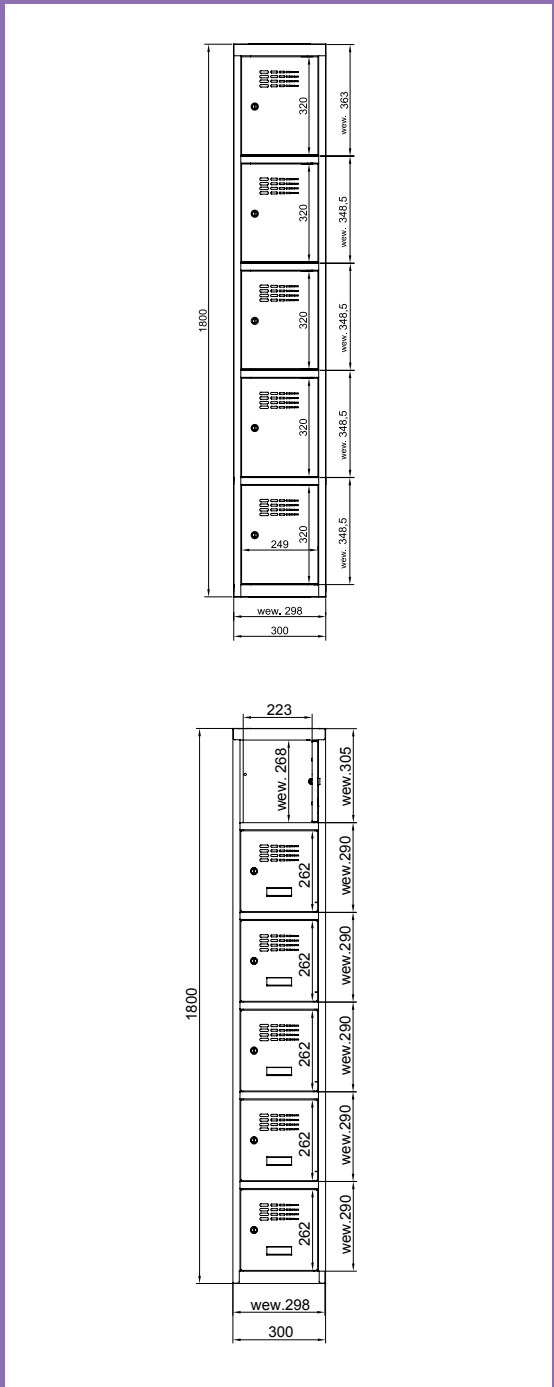
TECHNICAL SPECIFICATION

300 mm wide module										
	Name	SUS 313 W		SUS 313 W n	SUS 323 W	SUS 323 W n	SUS 333 W	SUS 333 W n	SUS 343 W	SUS 343 W n
	Code	WSU 0111020101		WSU 0111020201	WSU 0112020101	WSU 0112020201	WSU 0113020101	WSU 0113020201	WSU 0114020101	WSU 0114020201
	Height (mm)	1800		1940	1800	1940	1800	1940	1800	1940
	Width (mm)	300		600		900		1200		
	Depth (mm)	500		500						
	Number of segments	1		2		3		4		
Number of doors	3		6		9		12			
Legs	-	+	-	+	-	+	-	+		



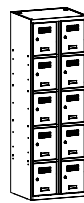





300 mm wide module										
	Name	SUS 314 W		SUS 314 W n	SUS 324 W	SUS 324 W n	SUS 334 W	SUS 334 W n	SUS 344 W	SUS 344 W n
	Code	WSU 0116020101		WSU 0116020201	WSU 0117020101	WSU 0117020201	WSU 0118020101	WSU 0118020201	WSU 0119020101	WSU 0119020201
	Height (mm)	1800		1940	1800	1940	1800	1940	1800	1940
	Width (mm)	300		600		900		1200		
	Depth (mm)	500		500						
	Number of segments	1		2		3		4		
Number of doors	4		8		12		16			
Legs	-	+		-	+	-	+	-	+	



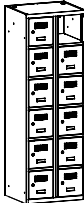
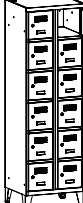




SOCIAL FURNITURE

SUS W
lockers with compartments
300 mm wide module



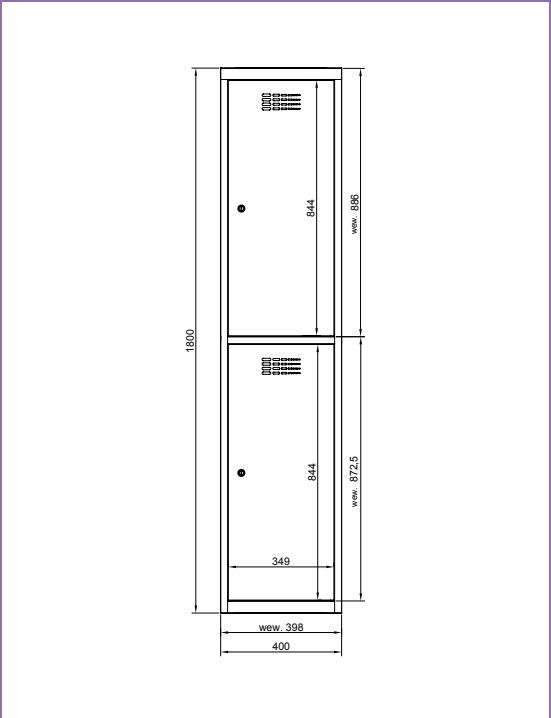
TECHNICAL SPECIFICATION

300 mm wide module										
	Name	SUS 315 W		SUS 315 W n	SUS 325 W	SUS 325 W n	SUS 335 W	SUS 335 W n	SUS 345 W	SUS 345 W n
	Code	WSU 0121020101		WSU 0121020201	WSU 0122020101	WSU 0122020201	WSU 0123020101	WSU 0123020201	WSU 0124020101	WSU 0124020201
	Height (mm)	1800		1940	1800	1940	1800	1940	1800	1940
	Width (mm)	300		600		900		1200		
	Depth (mm)	500		500						
	Number of segments	1		2		3		4		
Number of doors	5		10		15		20			
Legs	-	+		-	+	-	+	-	+	

300 mm wide module										
	Name	MSus 316		MSus 316 Legs	MSus 326	MSus 326 Legs	MSus 336	MSus 336 Legs	MSus 346	MSus 346 Legs
	Code	MSU 0130020101		MSU 0130020201	MSU 0131020101	MSU 0131020201	MSU 0132020101	MSU 0132020201	MSU 0133020101	MSU 0133020201
	Height (mm)	1800		1940	1800	1940	1800	1940	1800	1940
	Width (mm)	300		600		900		1200		
	Depth (mm)	500		500						
	Number of segments	1		2		3		4		
Number of doors	6		12		18		24			
Legs	-	+		-	+	-	+	-	+	

SOCIAL
FURNITURE

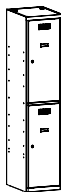

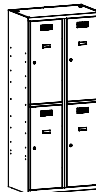
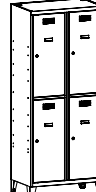
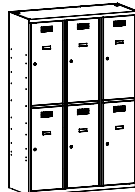
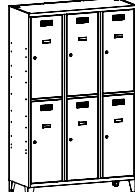
SUS W
lockers with compartments
400 mm wide module



TECHNICAL SPECIFICATION

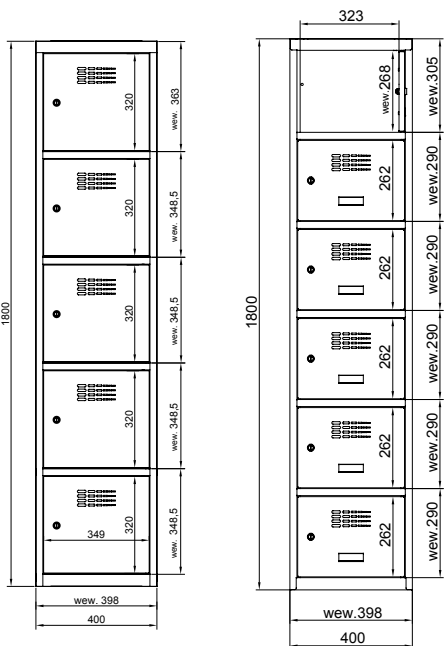
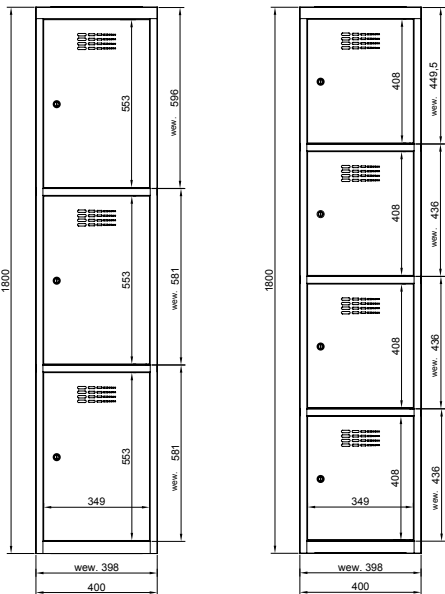


MEDALIST WARDROBES


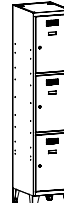
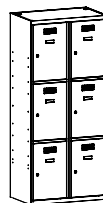
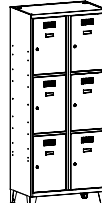




400 mm wide modules								
	Name	SUS 412 W		SUS 412 W n	SUS 422 W	SUS 422 W n	SUS 432 W	SUS 432 W n
	Code	WSU 0206020104		WSU 0206020204	WSU 0207020104	WSU 0207020204	WSU 0208020104	WSU 0208020204
	Height (mm)	1800		1940	1800	1940	1800	1940
	Width (mm)	400		800		1200		
	Depth (mm)	500		500				
	Number of segments	1		2		3		
Number of doors	2		4		6			
Legs	-	+	-	+	-	+		



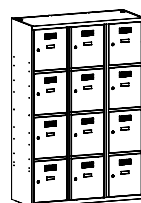



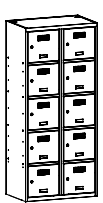
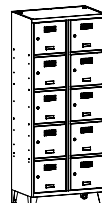
SOCIAL FURNITURE




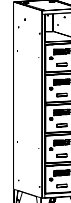
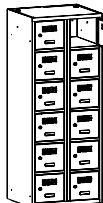



SUS W
lockers with compartments
400 mm wide module



TECHNICAL SPECIFICATION

400 mm wide modules										
	Name	SUS 413 W		SUS 413 W	SUS 423 W	SUS 423 W	SUS 433 W	SUS 433 W	SUS 414 W	SUS 414 W
	Code	WSU 0211020101		WSU 0211020201	WSU 0212020101	WSU 0212020201	WSU 0213020101	WSU 0213020201	WSU 0216020101	WSU 0216020201
	Height (mm)	1800		1940	1800	1940	1800	1940	1800	1940
	Width (mm)	400		800		1200		400		
	Depth (mm)	500		500						
	Number of segments	1		2		3		1		
Number of doors	3		6		9		4			
Legs	-	+		-	+	-	+	-	+	

400 mm wide modules										
	Name	SUS 424 W		SUS 424 W	SUS 434 W	SUS 434 W	SUS 415 W	SUS 415 W	SUS 425 W	SUS 425 W
	Code	WSU 0217020101		WSU 0217020201	WSU 0218020101	WSU 0218020201	WSU 0221020101	WSU 0221020201	WSU 0222020101	WSU 0222020201
	Height (mm)	1800		1940	1800	1940	1800	1940	1800	1940
	Width (mm)	800		1200		400		800		
	Depth (mm)	500		500						
	Number of segments	2		3		1		2		
Number of doors	8		12		5		10			
Legs	-	+		-	+	-	+	-	+	

400 mm wide modules										
	Name	SUS 435 W		SUS 435 W	MSus 416	MSus 416 nogi	MSus 426	MSus 426 nogi	MSus 436	MSus 436 nogi
	Code	WSU 0223020101		WSU 0223020201	MSU 0230020101	MSU 0230020201	MSU 0231020101	MSU 0231020201	MSU 0232020101	MSU 0232020201
	Height (mm)	1800		1940	1800	1940	1800	1940	1800	1940
	Width (mm)	1200		400		800		1200		
	Depth (mm)	500		500						
	Number of segments	3		1		2		3		
Number of doors	15		6		12		18			
Legs	-	+		-	+	-	+	-	+	

MEBLE SOCJALNE

SZAFY GEOMETRYCZNE

Szafy Geometryczne to nowatorskie, ciekawe rozwiązanie do pomieszczeń socjalnych i szatni pracowniczych. Pozwalają ciekawie zagospodarować pomieszczenia, zapewniając jednocześnie funkcjonalność i maksymalne wykorzystanie przestrzeni. Można z nich tworzyć zabudowy w kształcie okręgów, półokręgów, narożne. Dzięki takim rozwiązaniom i szerokiej paletce kolorystycznej oraz możliwości nadruków UV na drzwiach, szafy ubraniowe świetnie wpisują się w nowoczesne wnętrza i stają się ich ozdobą.

■ Szafa trójkątna

- konfiguracji zestawienia modułów trójkątnych jest wiele: np. koło, półkoło, załamanie łuku pod kątem 45 stopni, itp.
- pasuje do ciągu szaf prostokątnych z serii MSU i WEMO o gł. 500 mm
- zamiast drążka, jest wieszak obrotowy umiejscowiony centralnie pod półką
- do szafy pasuje cokół i daszek z serii szaf trójkątnych
- **wyposażenie dodatkowe:** gniazdko (230V, USB), dwie lampki (nad półką i pod półką) reagujące na ruch

■ Daszek do szafy trójkątnej

- mocowany jest za pomocą zatrzasków, bądź śrub (gdy szafa jest z elektryką)

■ Cokół trójkątny

- pasuje do szaf trójkątnych i jest kompatybilny z ciągiem szaf prostokątnych z serii MSU i WEMO o gł. 500 mm
- siedzisko z płyty laminowanej



SOCIAL FURNITURE

LOCKERS WITH COMPARTMENTS WITH SHELVES

Lockers are made of top-quality powder coated steel. We use powder coatings from leading global manufacturers. A wide range of standard colours - 16 RAL colours. Our lockers have declarations and certificates of compliance with both Polish and European norms, as well as hygienic certificate issued by PZH (National Institute of Public Health).

- Lockers may be put:
 - directly on the floor,
 - on socles (from WSU lockers) - total height of a locker on socles is 1940 mm,
 - on bench (from WSU lockers) - total height of a locker on bench is 2190 mm,
 - on legs - total height of a locker on legs is 1940 mm.
- Lockers are equipped with:
 - a bookshelf,
 - 2 hooks for hanging clothes placed on the side of the shelf,
 - a self-adhesive nameplate,
 - a key lock or a lock for a padlock,
 - other locks - on special request.

■ There is a possibility of adding a 200 mm high slanted top.

■ For accessories available - see pages190-191.



haczyk na ubranie




ADVANTAGES OF LOCKERS




bookshelf



2 hooks for clothes



the bottom - standard



legs - on request



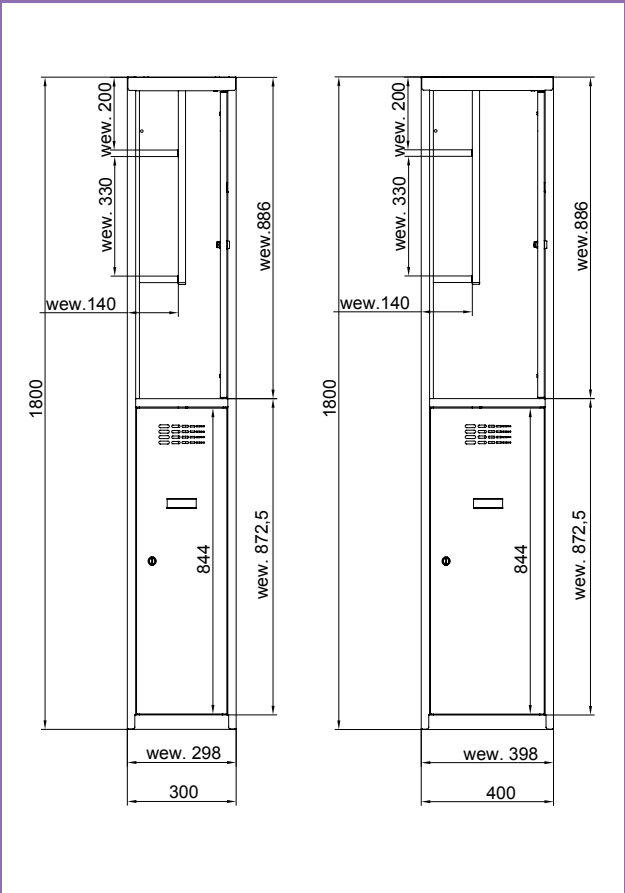
socle - on request



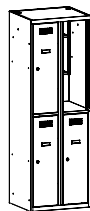


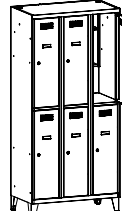




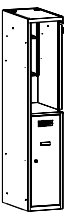





benches - on request

SOCIAL FURNITURE

LOCKERS WITH COMPARTMENTS WITH SHELF - 300 & 400 mm wide module



Lockers with compartments with shelf - 300 mm wide module										
	Name	MSus 312 with shelf		MSus 312 with shelf and legs	MSus 322 with shelf	MSus 322 with shelf and legs	MSus 332 with shelf	MSus 332 with shelf and legs	MSus 342 with shelf	MSus 342 with shelf and legs
	Code	MSU 0106020106		MSU 0106020206	MSU 0107020106	MSU 0107020206	MSU 0108020106	MSU 0108020206	MSU 0109020106	MSU 0109020206
	Height (mm)	1800		1940	1800	1940	1800	1940	1800	1940
	Width (mm)	300		600		900		1200		
	Depth (mm)	500		500						
	Number of segments	1		2		3		4		
	Number of doors	2		4		6		8		
Legs	-	+	-	+	-	+	-	+		
Number of compartments	2	2	4	4	6	6	8	8		

Lockers with compartments with shelf - 400 mm wide module								
	Name	MSus 412 with shelf		MSus 412 with shelf and legs	MSus 422 with shelf	MSus 422 with shelf and legs	MSus 432 with shelf	MSus 432 with shelf and legs
	Code	MSU 0206020106		MSU 0206020206	MSU 0207020106	MSU 0207020206	MSU 0208020106	MSU 0208020206
	Height (mm)	1800		1940	1800	1940	1800	1940
	Width (mm)	400		800		1200		
	Depth (mm)	500		500				
Number of segments	1		2		3			
Number of doors	2		4		6			
Legs	-	+	-	+	-	+		
Number of compartments	2	2	4	4	6	6		





SOCIAL FURNITURE

UV PRINTING

There is a possibility of placing a UV print on the metal locker doors. We can print everything, including a picture submitted by the customer. At present, a UV print is the most up-to-date solution of all digital prints that can be applied to any flat material, including metal, glass or PVC. It is the newest technology allowing to produce the top-quality pictures of high wear resistance. A UV print guarantees an aesthetic look, colour fidelity and a photographic quality of the picture - it all makes it excellent for both interior (it is odourless) and outside (fully resistant to weather conditions).

This technology makes it possible to adapt the furniture to individual needs of every customer. Lockers may be decorated with a print, numbered or marked depending on their destination. A UV print on Malow furniture and then enjoying the view of the locker may lead to greater satisfaction and motivation to work and learn as well as more efficient work organisation.

The sole limit is your imagination. Therefore, it is worth unleashing your creativity and surprise everyone with an original, individual idea.



SOCIAL FURNITURE

POWDER COATING WITH OMBRE EFFECT*

The term OMBRE derives from the French word for 'shadow' and it means a gradual bleaching; like switching from one colour into another.

MALOW offers painting metal doors with an innovative technique called OMBRE. It is a total novelty in the domestic as well as European market! Powder coating with OMBRE effect is registered in the Patent Office as our company's registered industrial design.

It may mix any colours from the RAL palette, creating original and unique combination. Each door is different; it is impossible to recreate two identical combinations. It results in a unique and fabulously colourful locker. The only limit is your imagination.

A few exemplary combinations of colours may be found at the next pages of the catalogue.

* registered industrial design





SOCIAL FURNITURE

LOCKS, POSSIBILITIES

STANDARD LOCKS:

- Cylinder key lock, 1-point or 3-point lock (photo A, B and C).
- Lock for a padlock adapted to hang a padlock, 1-point or 3-point lock (photo A, D and E).

Locks for a padlock are provided without a padlock.

There is a possibility to order a lock with the Master key, which opens a defined number of locks.

SPECIAL LOCKS (on request, at extra charge):

- Mechanical code lock (photo J, K, L) electronic (photo M).
- Coin locks: return (photo F, G, I) and non-return (photo F, H).

** lock in the photo (I) will fit the same lock hole as a standard cylinder lock and a standard lock for a padlock.*

POSSIBLE DOOR PERFORATION

STANDARD


AT EXTRA CHARGE




Number plate



Standard equipment of Sum W lockers:
 - shelf
 - bar with two hooks
 - mirror
 - hook on the doors




'WEMO' perforation



'Louvre' perforation

TYPES OF LOCKS

CODE LOCKS mechanical



J



K



L

CODE LOCKS electronic



M

CYLINDER LOCKS key and for a padlock



COIN LOCKS



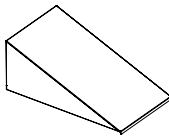
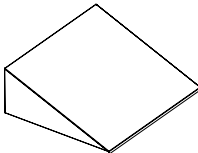
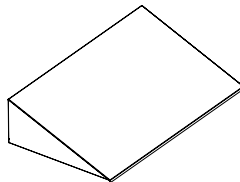
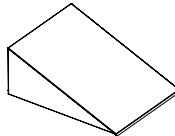
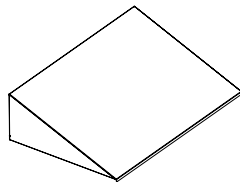
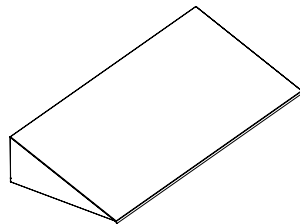
SOCIAL
FURNITURE

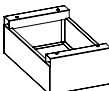
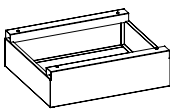


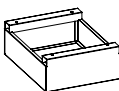
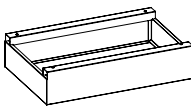

SLANTED TOPS AND SOCLES
FOR WSU WARDROBE LOCKERS

- Wardrobe lockers can be equipped with slanted tops that help maintain cleanliness in social spaces.
- Slanted top facilitates cleaning the wardrobe, and hinders piling up rubbish and dust.
- Simple assembly - with latches.



TECHNICAL SPECIFICATION

Slanted tops								
	Name	D310 W		D320 W	D330 W	D410 W	D420 W	D430 W
	Code	DWSU 010101		DWSU 010102	DWSU 010103	DWSU 020101	DWSU 020102	DWSU 020103
	Height (mm)	200		200				
	Width (mm)	300		600	900	400	800	1200
Depth (mm)	500		500					

Socles								
	C310 W	C320 W		C330 W	C340 W	C410 W	C420 W	C430 W
	CWSU 010101	CWSU 010102		CWSU 010103	CWSU 010104	CWSU 020101	CWSU 020102	CWSU 020103
	140			140				
	300	600		900	1200	400	800	1200
Depth (mm)	450		450					

SOCIAL FURNITURE

ACCESSORIES

Our social lockers meet customer expectations and needs thanks to accessories.


- Slanted tops help maintaining cleanliness and socles and benches guarantee functionality and ergonomic.
- Benches are made of three varnished wooden or plastic slats.
- All benches increase total height of a locker by 390 mm.
- All benches are equipped with holes enabling installation of a shoe shelf.
- A shoe shelf must be ordered separately.




ACCESSORIES



slanted top



socle fixed with locker
(140 mm high)



leg frame
(140 mm high)



base without seat
equipped with height
adjustable legs



base with wooden seat
equipped with height
adjustable legs



base with wooden
seat equipped with
height adjustable legs -
economic version



extendable base
equipped with height
adjustable legs



base without set
equipped with height
adjustable legs -
economic version



SHOE SHELVES



standard base with a seat equipped
with a shoe shelf and height
adjustable legs



economic base with a seat equipped
with a shoe shelf and height
adjustable legs



extendable base with a seat
equipped with a shoe shelf and
height adjustable legs

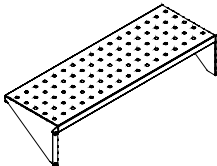
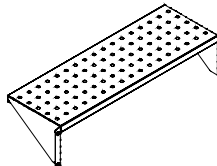
SOCIAL
FURNITURE

BENCHES AND SHELVES
FOR SHOES

It is often impossible to leave shoes in a locker. Shoes may be too wet, dirty or too large (e.g. boots) to leave them together with clothes. When it is necessary to leave shoes in a changing room an excellent solution is to equip the benches with shoe shelves.

- Shoe shelves enable leaving shoes under the social locker.
- Shelves are perforated and 230 mm deep.
- Adapted for standard, economic and extendable benches.
- All benches are adapted to install a shelf thanks to holes in the front legs. Therefore, it is possible to purchase a shelf later on and fix it to the bench.
- All benches are equipped with holes enabling installation of a shoe shelf.
- They are sold separately, for self-assembly.
- Shoe shelves must be ordered separately.



Shoe shelves for standard benches				
	Name	PpBKS 531/ P 311 W		PpBKS 541/ P 411 W
	Code	XPSUM 01160101		XPSUM 01170101
		for 300 mm wide lockers		for 400 mm wide lockers
	Width (mm)	237		337
Depth (mm)	230			

PpBKS 532/ P 321 W	PpBKS 542/ P 421 W	PpBKS 533/ P 331 W	PpBKS 543/ P 431 W
XPSUM 01190101	XPSUM 01210101	XPSUM 01220101	XPSUM 01230101
for 600 mm wide lockers	for 800 mm wide lockers	for 900 mm wide lockers	for 1200 mm wide lockers
537	737	837	1137
230			


Shoe shelves for economic benches			
Name	PP 313 W	PP 413 W	
Code	XPSUM 01310101	XPSUM 01320101	
	for 300 mm wide lockers	for 400 mm wide lockers	
Width (mm)	184	284	
Depth (mm)	230		

PP 323 W	PP 423 W	PP 333 W	PP 433 W
XPSUM 01330101	XPSUM 01340101	XPSUM 01350101	XPSUM 01360101
for 600 mm wide lockers	for 800 mm wide lockers	for 900 mm wide lockers	for 1200 mm wide lockers
484	684	784	1084
230			

Shoe shelves for extendable benches			
Name	PPw 311W	PPw 411 W	
Code	XPSUM 01280101	XPSUM 01290101	
	for 300 mm wide lockers	for 400 mm wide lockers	
Width (mm)	179	337	
Depth (mm)	230		

PPw 321 W	PPw 421 W	PPw 331 W	PPw 431W
XPSUM 01250101	XPSUM 01260101	XPSUM 01300101	XPSUM 01270101
for 600 mm wide lockers	for 800 mm wide lockers	for 900 mm wide lockers	for 1200 mm wide lockers
479	679	779	1079
230			





SOCIAL FURNITURE

BASES FOR WSU WARDROBE LOCKERS

■ Lockers may be put onto benches and then fixed with screws.

■ Benches are made of wooden slats covered with clear varnish or plastic slats - especially recommended in environments of increased humidity.

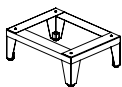
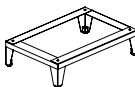
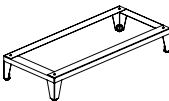
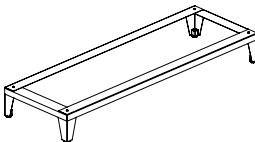
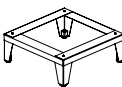
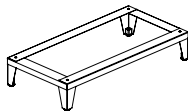
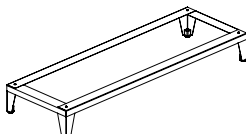
■ We offer two price versions of benches:
- standard (frame and legs made of closed profile steel),
- economic (frame is made of angle profile steel, legs of closed profiles).

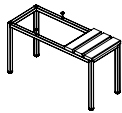
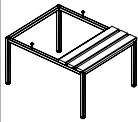
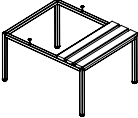
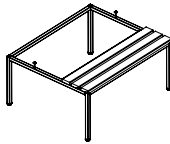
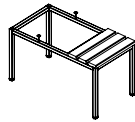
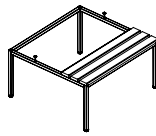
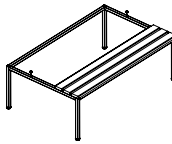
■ We offer very practical extendable benches, allowing to save space in a changing room. These benches are a perfect solution for optimal space arrangement. Benches are with an extendable seat which is hidden under the locker.


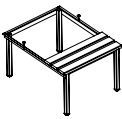
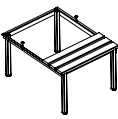
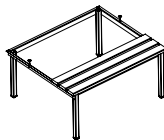
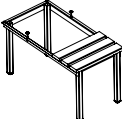
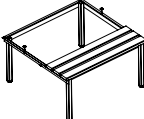
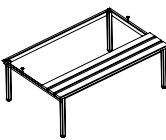
■ All benches increase locker's height by 390 mm.


■ All benches are equipped with openings for installing a shelf for shoes.

■ Shelves for shoes must be ordered separately.

Bases without seating									
	Name	WCn 311 W		WCn 321 W	WCn 331 W	WCn 341 W	WCn 411 W	WCn 421 W	WCn 431 W
	Code	PWSU 09020101		PWSU 09020201	PWSU 09020301	PWSU 09020401	PWSU 10020101	PWSU 10020201	PWSU 10020301
	Height (mm)	140		140					
	Width (mm)	275		575	875	1175	375	775	1175
Depth (mm)	450		450						

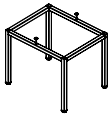
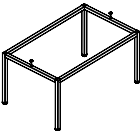
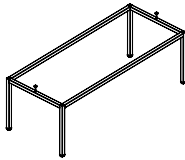
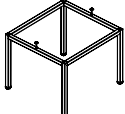
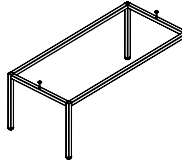
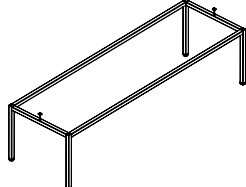
Bases with seating														
	Name		P311 W		P321 W	P321 W	P 331 W		P411 W		P 421 W		P 431 W	
	Code	PWSU 01010102	PWSU 01010103		PWSU 01010202	PWSU 01010203	PWSU 01010302	PWSU 01010303	PWSU 02010102	PWSU 02010103	PWSU 02010202	PWSU 02010203	PWSU 02010302	PWSU 02010303
	Height (mm)	390			390									
	Width (mm)	290			590	590	890		390		790		1190	
	Depth (mm)	745			745									
Wooden slats	+		+		+		+		+		+			
Plastic slats		+			+		+		+		+			

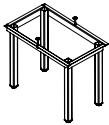
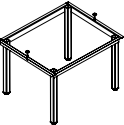
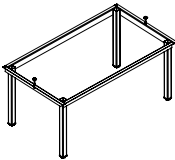
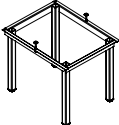
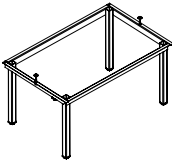
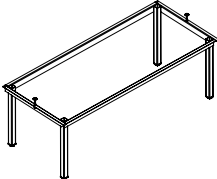
Bases with seating - economic version														
	P313 W		P323 W		P323 W	P 333 W		P413 W		P 423 W	P 433 W			
	Code	PWSU 05010102	PWSU 05010103		PWSU 05010202	PWSU 05010203	PWSU 05010302	PWSU 05010303	PWSU 06010102	PWSU 06010103	PWSU 06010202	PWSU 06010302	PWSU 06010203	PWSU 06010303
	Height (mm)	390			390									
	Width (mm)	290			590		590	890		390		790		1190
Depth (mm)	745			745										
Wooden slats	+		+		+		+		+		+		+	
Plastic slats		+			+		+		+		+		+	

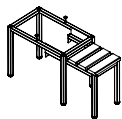
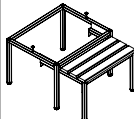
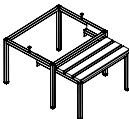
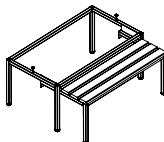
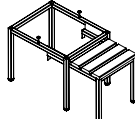
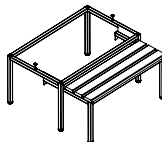
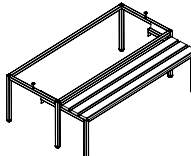


SOCIAL FURNITURE

BASES FOR WSU WARDROBE LOCKERS

Bases without seating								
	Name		P311 W	P321 W	P331 W	P411 W	P421 W	P431 W
	Code		PWSU 01010101	PWSU 01010201	PWSU 01010301	PWSU 02010101	PWSU 02010201	PWSU 02010301
	Height (mm)		390					
	Width (mm)		290	590	890	390	790	1190
	Depth (mm)		490	490				

Bases without seating - economic version								
	Name		P313 W	P323 W	P333 W	P413 W	P423 W	P433 W
	Code		PWSU 05010101	PWSU 05010201	PWSU 05010301	PWSU 06010101	PWSU 06010201	PWSU 06010301
	Height (mm)		390					
	Width (mm)		290	590	890	390	790	1190
	Depth (mm)		490	490				

Extendable bases														
	Pw311 W		Pw321 W		Pw321 W	Pw331 W		Pw411 W		Pw421 W	Pw431 W			
	Code	PWSU 07010102	PWSU 07010103		PWSU 07010202	PWSU 07010203	PWSU 07010302	PWSU 07010303	PWSU 08010102	PWSU 08010103	PWSU 08010202	PWSU 08010203	PWSU 08010302	PWSU 08010303
	Height (mm)	390			390									
	Width (mm)	290			590	590	890		390		790		1190	
	Depth (mm)	745			745									
	Wooden slats	+			+		+		+		+		+	
	Plastic slats		+			+		+		+		+		+

SOCIAL FURNITURE


WARDROBE LOCKERS WITH MDF DOORS

Wardroe lockers with MDF board doors combine perfect technical parameters of a metal locker, aesthetics as well as eco-friendliness of an MDF board.


- MDF is a perfect substitute of wood which does not contain any structural imperfections which are common among wooden products such as knots and cracks. Uniform composition and density make it an ideal material. Colourful or woodlike MDF fronts contribute to the extraordinary look of a social locker.
- Doors made of top-quality laminated MDF board.
- Galvanized hinge strips.
- Depending on the type of a social locker, compartments may be equipped with a bar with hooks (MSus 312, 322), meanwhile lockers like Sum have additional higher shelf for storing various items.



AVAILABLE COLOURS FOR MDF DOORS




F 0189
SPARTA



F 7858
PUMICE




F 2828
TROPICAL BLUE




F 1040
ALPINO



F 7845
SPECTRUM RED



F 7921
BIRCH




F 0190
FINN BEECH

SOCIAL FURNITURE

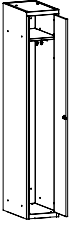
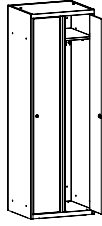
WARDROBE LOCKERS WITH MDF DOORS

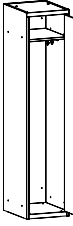
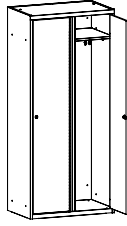
■ Frames of social lockers are made of high-quality steel sheet. Covered with a high-quality powder coating.

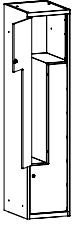
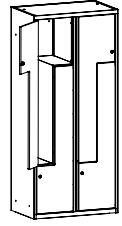
■ 1-point cylinder lock as standard.

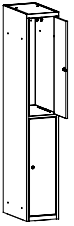
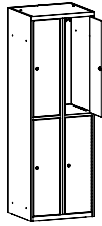


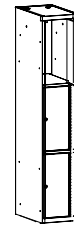
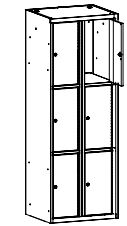
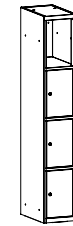
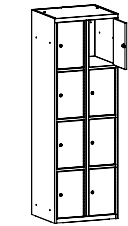
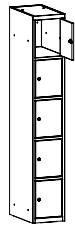
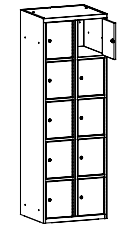
TECHNICAL SPECIFICATION


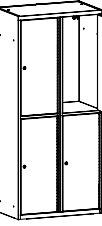
Wardrobe lockers with MDF doors		
	Name	MSum 310MSum 320
	Code	MSU 0101080102MSU 0102080102
	Height (mm)	1800
	Width (mm)	300600
	Depth (mm)	500
	Number of segments	12
	Number of doors	12

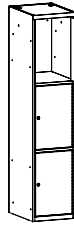
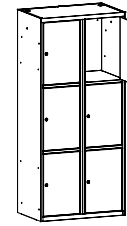
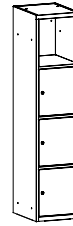
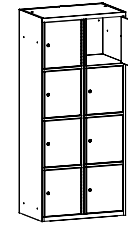
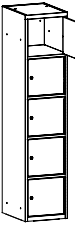
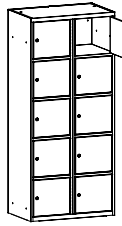
	
Name	MSum 410MSum 420
Code	MSU 0201080103MSU 0202080103
Height (mm)	1800
Width (mm)	400800
Depth (mm)	500
Number of segments	12
Number of doors	12

Wardrobe lockers with MDF doors		
	Name	MSul 41MSul 42
	Code	MSU 0406080104MSU 0407080104
	Height (mm)	1800
	Width (mm)	400800
	Depth (mm)	500
	Number of segments	12
	Number of compartments	24

Wardrobe lockers with MDF doors		
	Name	MSus 312MSus 322
	Code	MSU 0106080104MSU 0107080104
	Height (mm)	1800
	Width (mm)	300600
	Depth (mm)	500
	Number of segments	12
	Number of compartments	24

					
MSus 313	MSus 323	MSus 314	MSus 324	MSus 315	MSus 325
MSU 0111080101	MSU 0112080101	MSU 0116080101	MSU 0117080101	MSU 0121080101	MSU 0122080101
1800					
300	600	300	600	300	600
500					
1	2	1	2	1	2
3	6	4	8	5	10

Wardrobe lockers with MDF doors		
	Name	MSus 412MSus 422
	Code	MSU 0206080104MSU 0207080104
	Height (mm)	1800
	Width (mm)	400800
	Depth (mm)	500
	Number of segments	12
	Number of compartments	24

					
MSus 413	MSus 423	MSus 414	MSus 424	MSus 415	MSus 425
MSU 0211080101	MSU 0212080101	MSU 0216080101	MSU 0217080101	MSU 0221080101	MSU 0222080101
1800					
400	800	400	800	400	800
500					
1	2	1	2	1	2
3	6	4	8	5	10

SOCIAL FURNITURE

WARDROBE LOCKERS WITH PLEXIGLASS DOORS

Sus and Sum wardrobe lockers are perfect for school changing rooms, fitness clubs and gyms as well as social rooms where they ensure both tidiness and safety.

- Social lockers with 4 mm thick plexiglass doors give the room an aesthetic and modern look.
- 1-point cylinder lock.
- Depending on the type of a locker, compartments may be equipped with a bar with hooks (MSus 312, 322), meanwhile Sum social lockers may be equipped with an additional higher shelf for storing various items.
- Locker functionality may be extended through equiping it with legs, socles and bases with or without seat.



STANDARD EQUIPMENT




16 colours
at no extra charge



various locks




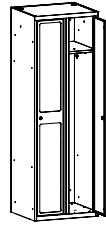
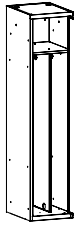
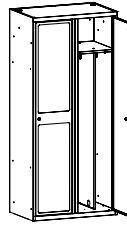
socles, seats, feet, slanted
tops, etc.




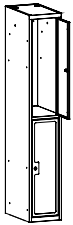
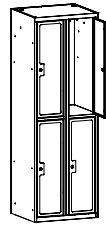
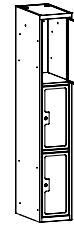
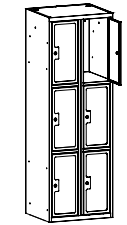

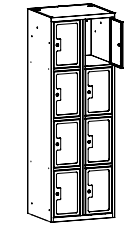
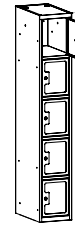
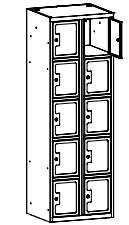
certificates, seals of
approval, declarations

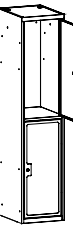
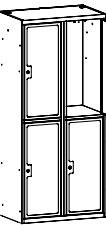

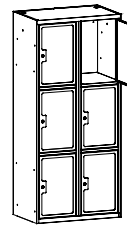
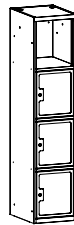
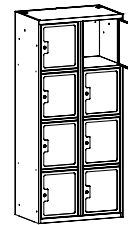
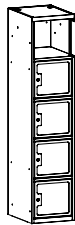
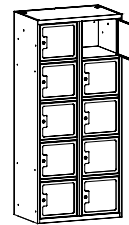
SOCIAL FURNITURE

WARDROBE LOCKERS WITH PLEXIGLASS DOORS

Wardrobe lockers with plexiglass doors						
	Name	MSum 310		MSum 320	MSum 410	MSum 420
	Code	MSU 0101060102		MSU 0102060102	MSU 0201060103	MSU 0202060103
	Height (mm)	1800		1800		
	Width (mm)	300		600	400	800
Depth (mm)	500		500			
Number of segments	1	2	1	2		
Number of doors	1	2	1	2		



Wardrobe lockers with plexiglass doors										
	Name	MSus 312		MSus 322	MSus 313	MSus 323	MSus 314	MSus 324	MSus 315	MSus 325
	Code	MSU 0106060104		MSU 0107060104	MSU 0111060101	MSU 0112060101	MSU 0116060101	MSU 0117060101	MSU 0121060101	MSU 0122060101
	Height (mm)	1800		1800						
	Width (mm)	300		600	300	600	300	600	300	600
	Depth (mm)	500		500						
	Number of segments	1		2	1	2	1	2	1	2
	Number of compartments	2		4	3	6	4	8	5	10

Wardrobe lockers with plexiglass doors										
	Name	MSus 412		MSus 422	MSus 413	MSus 423	MSus 414	MSus 424	MSus 415	MSus 425
	Code	MSU 0206060104		MSU 0207060104	MSU 0211060101	MSU 0212060101	MSU 0216060101	MSU 0217060101	MSU 0221060101	MSU 0222060101
	Height (mm)	1800		1800						
	Width (mm)	400		800	400	800	400	800	400	800
	Depth (mm)	500		500						
	Number of segments	1		2	1	2	1	2	1	2
Number of compartments	2	4	3	6	4	8	5	10		

SOCIAL FURNITURE


WARDROBE LOCKERS WITH ROUNDED DOORS

Wardrobe lockers are indispensable in any room. Wardrobe lockers with rounded doors are an interesting and original suggestion thanks to the design and elegance. It matches perfectly any office room as well as an open-space area.

- Depending on the type of the locker, compartments may be equipped with a bar with hooks (MSus 312, 322), meanwhile Sum lockers may be equipped with an additional higher shelf to store various items.




ADVANTAGES OF LOCKERS




16 colours
at no extra charge



various locks



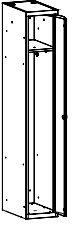
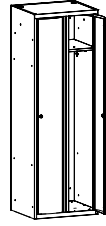

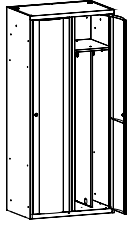
slanted tops, socles, feet,
seats etc.



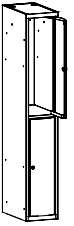
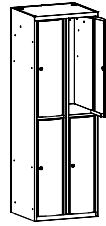
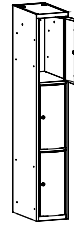
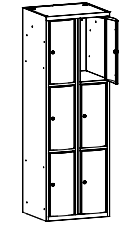

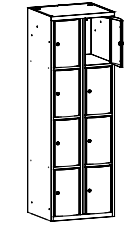
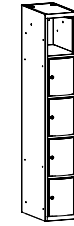
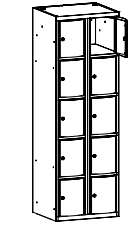
certificates, seals of
approval, declarations



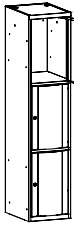
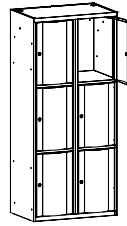

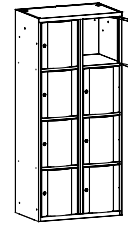

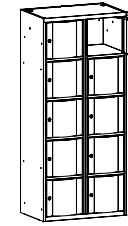
SOCIAL FURNITURE

WARDROBE LOCKERS WITH ROUNDED DOORS

Wardrobe lockers with rounded doors					
Name	MSum 310	MSum 320		MSum 410	MSum 420
Code	MSU 0101140102	MSU 0102140102		MSU 0201140103	MSU 0202140103
Height (mm)	1800			1800	
Width (mm)	300	600		400	800
Depth (mm)	500			500	
Number of segments	1	2		1	2
Number of doors	1	2		1	2



Wardrobe lockers with rounded doors									
Name	MSus 312	MSus 322		MSus 313	MSus 323	MSus 314	MSus 324	MSus 315	MSus 325
Code	MSU 0106140104	MSU 0107140104		MSU 0111140101	MSU 0112140101	MSU 0116140101	MSU 0117140101	MSU 0121140101	MSU 0122140101
Height (mm)	1800			1800					
Width (mm)	300	600		300	600	300	600	300	600
Depth (mm)	500			500					
Number of segments	1	2		1	2	1	2	1	2
Number of compartments	2	4		3	6	4	8	5	10

Wardrobe lockers with rounded doors									
Name	MSus 412	MSus 422		MSus 413	MSus 423	MSus 414	MSus 424	MSus 415	MSus 425
Code	MSU 0206140104	MSU 0207140104		MSU 0211140101	MSU 0212140101	MSU 0216140101	MSU 0217140101	MSU 0221140101	MSU 0222140101
Height (mm)	1800			1800					
Width (mm)	400	800		400	800	400	800	400	800
Depth (mm)	500			500					
Number of segments	1	2		1	2	1	2	1	2
Number of compartments	2	4		3	6	4	8	5	10

SCHOOL FURNITURE

MSU SCHOOL LOCKERS

- School lockers are made of top-quality powder coated steel. We use powder coatings from the leading global manufacturers. A wide range of standard colours – 16 RAL colours.
- Optionally - powder coating with OMBRE effect – registered industrial design.
- Lockers are in compliance with Polish and European regulations and hygienic certificate issued by PZH (National Institute of Public Health).



ADVANTAGES OF LOCKERS



wide range of standard equipment



16 colours at no extra charge




various locks



slanted tops, socles, seats, feet etc.



various prices



certificates, seals of approval, declarations

SCHOOL FURNITURE

MSU SCHOOL LOCKERS

- School lockers may be placed:
- directly on the floor,
 - on socles (for WSU lockers) - total height on the socles is 1590 mm,
 - on base(for WSU lockers)- total height on the base is 1840 mm,
 - on special request they can be made on legs - total height on legs is 1590 mm.

- There is a possibility of adding a 200 mm high slanted top.

School lockers come in two versions:

- MSum...S wardrobe lockers,
- MSus...S lockers with compartments.

- MSum...S wardrobe lockers are equipped with:

- two bookshelves,
- a shoe shelf,
- 2 hooks for clothes fixed to the side of the shelf,
- a self-adhesive nameplate attached to the doors,
- a door limiter, the opening angle of the door is 90°,
- cylinder lock or lock for a padlock,
- other lock options - on special request.

- MSus...S lockers with compartments are equipped with:

- a self-adhesive nameplate,
- cylinder lock or lock for a padlock (1-point lock),
- other lock options - on special request (for the range of locks see pages 186-187).


* registered industrial design



MSum 320S

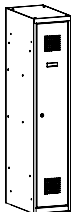
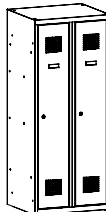
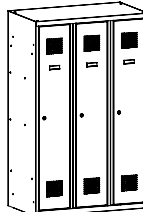

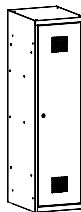
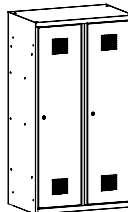
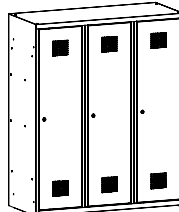

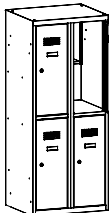
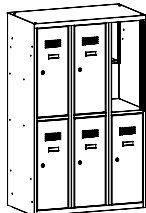

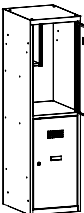
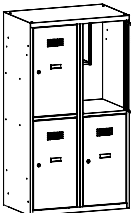
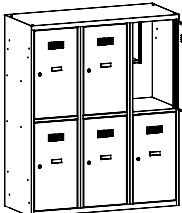

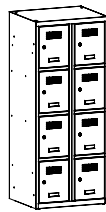
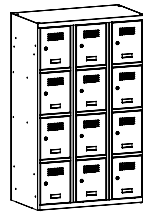

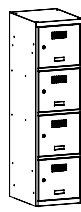
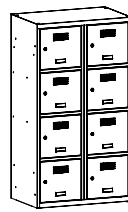
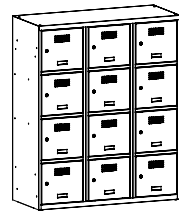


MSus 322S



MSus 324S

TECHNICAL SPECIFICATION

School lockers								
Name	MSum 310S	MSum 320S		MSum 330S	MSum 340S	MSum 410S	MSum 420S	MSum 430S
Code	MSU0501020105	MSU0502020105		MSU0503020105	MSU0504020105	MSU0601020105	MSU0602020105	MSU0603020105
Height (mm)	1450			1450				
Width (mm)	300	600		900	1200	400	800	1200
Depth (mm)	500			500				
Number of segments	1	2	3	4	1	2	3	
School lockers								
Name	MSus 312S	MSus 322S		MSus 332S	MSus 342S	MSus 412S	MSus 422S	MSus 432S
Code	MSU 0506020107	MSU 0507020107		MSU 0508020107	MSU 0509020107	MSU 0606020107	MSU 0607020107	MSU 0608020107
Height (mm)	1450			1450				
Width (mm)	300	600		900	1200	400	800	1200
Depth (mm)	500			500				
Number of compartments	2	4	6	8	2	4	6	
School lockers								
Name	MSus 314S	MSus 324S		MSus 334S	MSus 344S	MSus 414S	MSus 424S	MSus 434S
Code	MSU0516020101	MSU0517020101		MSU0518020101	MSU0519020101	MSU0616020101	MSU0617020101	MSU0618020101
Height (mm)	1450			1450				
Width (mm)	300	600		900	1200	400	800	1200
Depth (mm)	500			500				
Number of compartments	4	8	12	16	4	8	12	

SCHOOL FURNITURE

E-CLASS

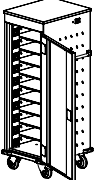
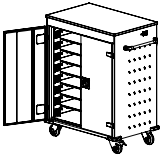
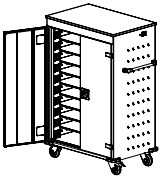
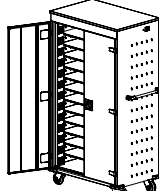
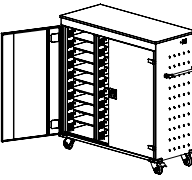
WNL+ LAPTOP TROLLEYS

- WNL+ laptop trolleys for safe storage and batteries recharge.
- Trolleys are to be supplied with ~230V. Electrical wiring consists of a removable power strip equipped with n number of sockets with ground and a system for sequential connection of devices.
- To increase safety and reliability, the trolley is equipped with a system maintaining low load of the electrical wiring during switch on.
- In case of failure or damage, overload protection reduces risk of fire and electrocution.
- Doors locked with a 2-point lock. Top of the trolley covered with 18 mm thick melamine board, E-1 hygienic class. Body with ventilation holes for air circulation (cooling of charging devices).
- Wide range of accessories, such as a router, a network switch, D class overvoltage circuit, a separable power cord.



TECHNICAL SPECIFICATION



Trolleys for laptops					
					
Name	WNL 110+	WNL 208+	WNL 210+	WNL 213+	WNL 310+
Code	WNL 0514061004	WNL 0615051004	WNL 0614051004	WNL 0616051004	WNL 0714051004
Height (mm)	1250	1060	1250	1540	1250
Width (mm)	530	920	920		1310
Depth (mm)	540		540		
Number of compartments	10	16	20	26	30



SCHOOL FURNITURE E-CLASS

WNL+ LAPTOP TROLLEYS

- Melamine top of the trolley can be used as a workspace.
- Body with ventilation holes for air circulation.
- Maximum size of stored device is 96 x 340 x 470 mm (17").
- Steel body painted with top-quality powder coat.
- Trolleys with declaration of compliance with the LVD 2014/35/EU Directive of the European Parliament regarding safety of use.



MEDALIST TROLLEY



TECHNICAL SPECIFICATION



Work safety

Power strip equipped with sockets with grounding, and a system for sequential connection of devices. Trolleys with declaration of compliance with the LVD 2014/35/EU Directive of the European Parliament regarding safety of use.



Mobility

Mobile thanks to 100 mm diameter swivel wheels covered with non-marking rubber (2 of them with brakes).




Ergonomics

Handles mounted on both sides and the top make the trolley easy to use. An inseparable power cord (a separable power cord available as an option). Side mounted cable reel. Resettable overload fuse and illuminated power switch.



Security

Doors locked with a 2-point lock. Bottom edges of trolleys are secured with rubber corner protectors.



Ventilation

Body with ventilation holes for air circulation.



Additional equipment:

- Router
- Network switch
- D class overvoltage circuit
- Separable power cord

SCHOOL FURNITURE

E-CLASS

WNT TROLLEYS FOR TABLETS

Tablet trolley with function of battery charging is used to store and transport 32 tablets + 1 laptop. It is ideal for schools, colleges, libraries, conference rooms – anywhere where there is a need for secure storage and simultaneous tablets charging.

- The trolley is equipped with:
- A socket for charging laptops,
- inserts made out of incombustible foam allowing to store 32 tablets (maximal size per one tablet is 12x205x295 mm, ~12,2”),
- numbered compartments,
- a shelf (100x340x520 mm) with a socket for laptop,
- handles on both sides,
- four 100 mm diameter swivel wheels (made out of non-marking rubber) of 150 kg load capacity per wheel, two of them with breaks,
- side edges of trolley are secured with rubber corners,
- 2-point lock,
- a top,
- ventilation openings for air circulation in the body,
- a three-metre-long supply cable,
- a handle on the side for reeling of supply cable.

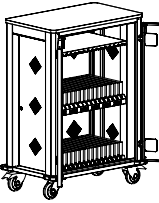
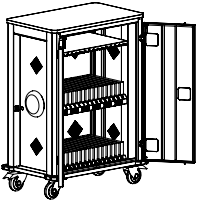
Advantages of WNT trolley:

- possibility of simultaneous charge of up to 32 devices (tablet, smartphone and additionally one laptop),
- each USB port equipped with LED diode confirming proper functionality,
- double circuit-breaker protection and protection against overload,
- protection against overheating,
- implementation of single loading time limiter (up to 10 hours) to safe the batteries of currently charging devices and to decrease energy consumption.

zmieniony tekst



TECHNICAL SPECIFICATION

Trolleys for tablets		
	WNT 33Q	WNT 33QR
Name	WNT 33Q	WNT 33QR
Code	WNL0917050904	WNL0917051304
Height (mm)	1050	
Width (mm)	730	
Depth (mm)	440	
Number of compartments	for 32 tablets + 1 laptop	
Router	-	+




WNT 33QR z Routerem



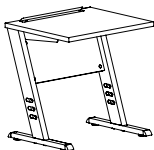

SCHOOL
FURNITURE


Q8 SCHOOL DESKS

A very functional school desk of a stable and rigid construction, equipped with feet adjustable in scope of 15 mm.



TECHNICAL SPECIFICATION

Q8 school desks		
Name	Q8	Q8B
Code	XXXP 010029C	XXXP 010029D
Height (mm)	720	760
Width (mm)	700	800
Depth (mm)	580	700
Additional information		Desk with a cable pass through



SOCIAL
FURNITURE


LAPTOP & MOBILE PHONE
LOCKERS

LOCKERS FOR LAPTOPS

- Laptop lockers are designed to secure laptops and to charge their batteries during storage.
- Inside the body there is a power strip mounted with sockets to connect chargers.
- Locker for laptops without electric installation is also available.

LOCKERS FOR MOBILE PHONES


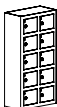
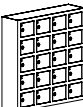
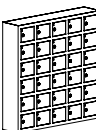
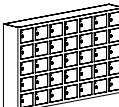



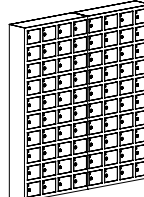
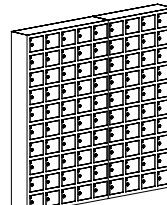
- Lockers to store mobile phones are used in the pass control offices, agencies, institutions, libraries, reading rooms and other places where mobile phones are forbidden.
- These lockers can also be used as key (or other items) deposits.



TECHNICAL SPECIFICATION

Lockers for laptops		
Name	SZNL 4110 locker for laptops	
Code	SZNL 0101010101	SZNL 0101010104
Height (mm)	1800	
Width (mm)	400	
Depth (mm)	520	
Number of compartments	10	
Description	Locker without electric installation	Locker with electric installation



WSS lockers for mobile phones												
	Name	WSS 5	WSS 10		WSS 20	WSS 30	WSS 35	WSS 50	WSS 55	WSS 60	WSS 80	WSS 90
	Code	WSS 06010601	WSS 01010101		WSS 02010201	WSS 03020301	WSS 07010701	WSS 03030801	WSS 03040901	WSS 04030401	WSS 05030501	WSS 08031001
	Height (mm)	780			930	780	1530	1680	1530			
	Width (mm)	210	390		750	930	1290	930		1110	1470	1650
Depth (mm)	200			200								
Number of compartments	5	10	20		30	35	50	55	60	80	90	

SOCIAL FURNITURE

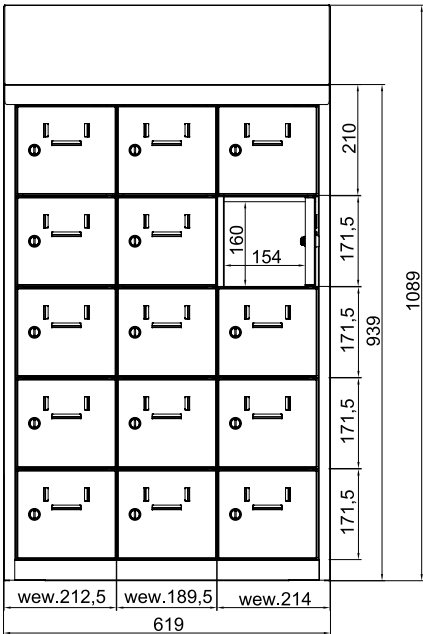
HANGING CANTEEN LOCKERS

Canteen lockers to store food products and personal items are perfect for such places as canteens or buffets.

- Thanks to specially designed openings it is possible to hang the lockers on the wall and to fix the lockers together to make larger sets.
- Each compartment is equipped with place for name-plate indicating the owner of the compartment.
- 2 keys for each compartment.
- There is a possibility of ordering a 'Master' key which can open every compartment.
- In addition, lockers are equipped with slanted tops that help maintain cleanliness.



TECHNICAL SPECIFICATION




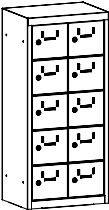
Drzwi skrzydłowe					
	SUS 215W	SUS 225W			
Name	SUS 215W	SUS 225W	SUS235W	SUS 245W	SUS 255W
Code	SUS 0821050601	SUS 0822050601	SUS 0823050601	SUS 0824050601	SUS 0825050601
Height (mm)	1090		1090		
Width (mm)	240	430	620	810	1000
Depth (mm)	300		300		
Number of compartments	5	10	15	20	25

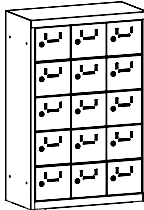
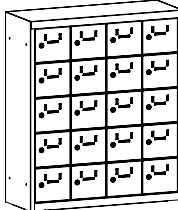
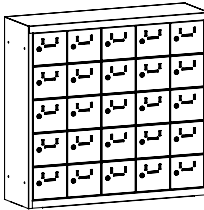
MEBLE SOCJALNE

SZAFKI ŚNIADANIOWE PRZELOTOWE I Z DRZWIAMI Z PLEXI

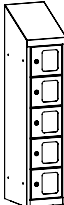
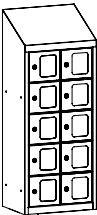
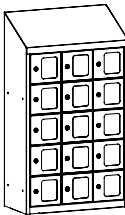
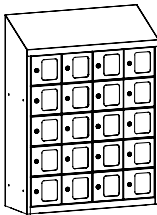
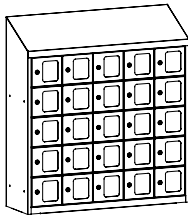
Szafki śniadaniowe występują również w wersji:
- drzwiami skrzydłowymi – przelotowymi
- drzwiami wykonanymi z Plexi



Drzwi skrzydłowe przelotowe					
	SUS 215P	SUS 225P			
	SUS 0921050101	SUS 0922050101			
	940				
	240	430			
	300				
	1	2			
	5	10			

		
SUS 235P	SUS 245P	SUS 255P
SUS 0923050101	SUS 0924050101	SUS 0925050101
940		
620	810	1000
300		
3	4	5
15	20	25




Drzwi z plexi						
	SUS 215WP	SUS 225WP		SUS 235WP	SUS 245WP	SUS 255WP
	SUS 0821130601	SUS 0822130601		SUS 0823130601	SUS 0824130601	SUS 0825130601
	1090			1090		
	240	430		620	810	1000
	300			300		
	1	2		3	4	5
	5	10		15	20	25

SOCIAL FURNITURE

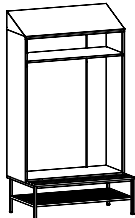

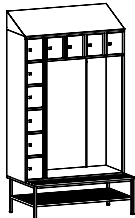
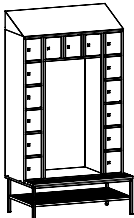
SZOS CHANGING ROOM LOCKERS


Open changing room lockers are perfect for social areas where it is unnecessary to close pieces of clothing in separate lockers.

- A set of changing room lockers consists of an open space with a garment rail and compartments (except for Szos0).
- Szos0 is equipped with a garment bar and a shelf above the bar.
- A set includes a base made of wooden slats, a perforated shoe shelf and a slanted top.



TECHNICAL SPECIFICATION

Changing room lockers						
	Szos 0	Szos 5			Szos 10	Szos 15
Name	Szos 0		Szos 5		Szos 10	
Code	SZOG 0101010101		SZOG 0101020201		SZOG 0101030201	
Height (mm)	2190				2190	
Width (mm)	1175				1175	
Depth (mm)	490/745				490/745	
Number of compartments	0	5			10	15

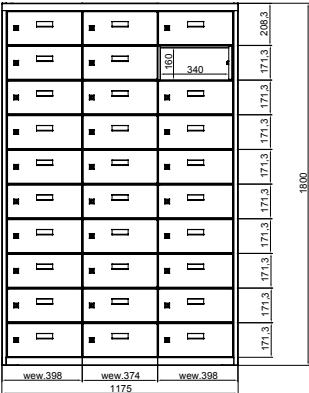
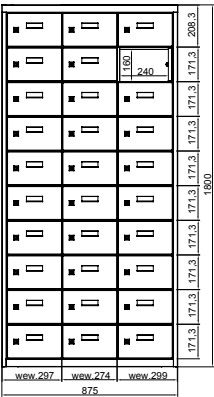


SOCIAL
FURNITURE

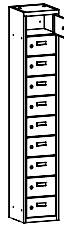
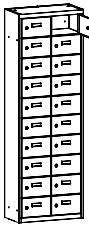
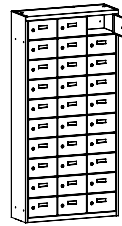
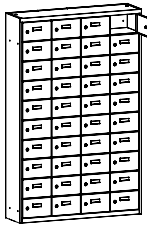
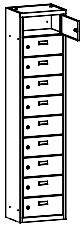

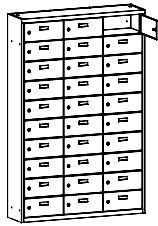
STANDING CANTEEN LOCKERS


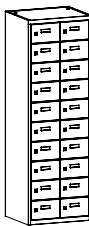
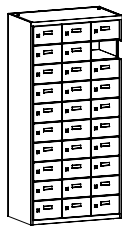
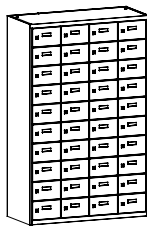
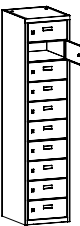
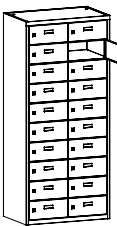
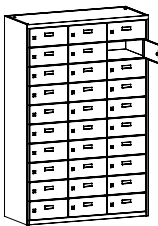
STANDING CANTEEN LOCKER – standing, multicompartment. After opening the door there is an easy access to the interior of the locker. Food products or personal items may be stored in the locker, they are also perfect for buffets, dining rooms or canteens.

- Standard lock - 1-point cylinder lock.
- Standing canteen lockers (500mm and 300mm deep) can be also equipped with:
 - legs,
 - a slanted top:
 - 500mm deep canteen lockers will be equipped with 200mm high slanted top,
 - 300mm deep canteen lockers will be equipped with 120mm high slanted top.



TECHNICAL SPECIFICATION

Standing canteen lockers 300 mm deep									
	Name	MSus 3110		MSus 3210	MSus 3310	MSus 3410	MSus 4110	MSus 4210	MSus 4310
	Code	MSU 1726120101		MSU 1727120101	MSU 1728120101	MSU 1729120101	MSU 1826120101	MSU 1827120101	MSU 1828120101
	Height (mm)	1800		1800					
	Width (mm)	325		600	875	1150	425	800	1175
	Depth (mm)	300		300					
Number of compartments	10	20	30	40	10	20	30		

Canteen lockers									
	Name	MSus 3110		MSus 3210	MSus 3310	MSus 3410	MSus 4110	MSus 4210	MSus 4310
	Code	MSU0126120101		MSU0127120101	MSU0128120101	MSU0129120101	MSU0226120101	MSU0227120101	MSU0228120101
	Height (mm)	1800		1800					
	Width (mm)	325		600	875	1150	425	800	1175
	Depth (mm)	500		500					
Number of compartments	10	20	30	40	10	20	30		

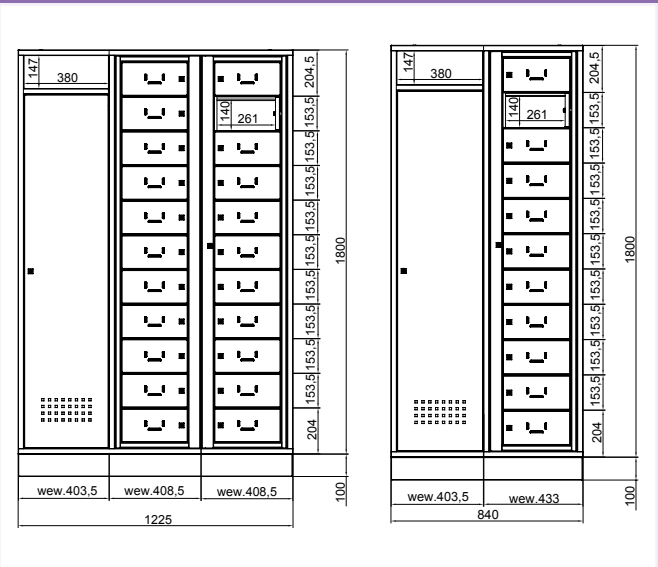
SOCIAL FURNITURE

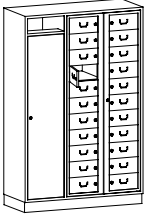
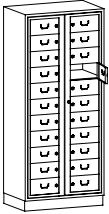
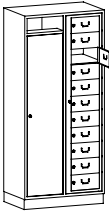
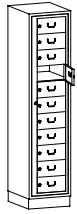
KBS LOCKERS FOR DIRTY AND CLEAN CLOTHING STORAGE

To make work easy, safe and pleasant...

KBS locker is a very practical type of metal furniture both for the distribution of health and safety products and for dirty clothes storage.

- Each compartment is closed with an independent key, and a shared frame allows to open all lockers at the same time. The person distributing health and safety materials has an access to all compartments, therefore it is possible to control the stock and restock them regularly.
- The main advantage of KBS lockers is a significant reduction of industrial safety products, and thus reducing costs.
- Modules of the locker for dirty clothes allow to simply throw dirty clothes through the opening slot.



KBS lockers			
			
Name	KBS 1	KBS 2	
Code	KBS 01050201	KBS 03050601	
Height (mm)	1900		
Width (mm)	1225	820	
Depth (mm)	500		
Number of compartments	22 + a drop slot	22	
			
	KBS 3	KBS 4	
	KBS 02050201	KBS 04050601	
	1900		
	840	435	
	500		
	11 + a drop slot	11	

TECHNICAL SPECIFICATION

- Facilitate work**
Provides easy access to health and safety products and / or storage of dirty clothes.
- Savings**
Reduces the cost of health and safety products.
- Control**
Control of health and safety products consumption.
- Functionality**
A possibility of giving back and collecting new products in one place.

SOCIAL FURNITURE

SMD LOCKERS FOR CLEANING ACCESSORIES

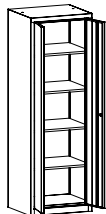
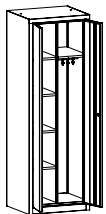
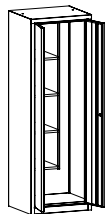
Multifunctional cabinets are used to store clothes, cleaning agents, buckets, brushes, etc. They facilitate work of social workers and cleaning services.

FUNCTIONALITY

- Depending on the needs SMD cabinet is equipped with:
- 4 non-adjustable shelves (SMD 60) or
 - a compartment with shelves and wardrobe section (SMD61) or
 - a compartment with shelves and a compartment for a bucket and a brush (SMD 62).



TECHNICAL SPECIFICATION

SMD lockers			
	Name	SMD 60	SMD 61
	Code	SAU 0401030201	SAU 0401030401
	Height (mm)	1800	
	Width (mm)	600	
	Depth (mm)	500	
			SMD 62
			SAU 0401030501
			1800
			600
			500



SOCIAL FURNITURE

MPO METAL RECYCLING BIN

Containers designed for internal use for various types of waste: plastic, paper, glass.

■ The body made of 0,8-1,0 mm thick steel, covered with structure powder coating.

■ Slanted top prevents waste from piling up on the top of the container.


■ Self-closing lids prevent odours.

■ Containers allow gathering waste in 120-litre disposal bags or in internal galvanized metal containers of the following dimensions: 700x295x357 mm.


■ Easy access to containers is possible due to frontal winged doors locking with a free-turning lock with a possibility of padlock locking.

■ Extendable frame for disposal bags placed on full-extension ball bearing slides facilitates the access to disposal bags that are placed on a frame by pressing it down with the upper part of the frame mounted on hinges.

zmieniony tekst



SIMPLE CHANGE OF A DISPOSAL BAG




MPO metal recycling bin														
	Name	MPO 01r		MPO 01k		MPO 02r	MPO 02k	MPO 02rk	MPO 03r	MPO 03k	MPO 03rrk	MPO 03kk	MPO 10k	
	Code	PNO 0101010301		PNO 0101010201		PNO 0201010301	PNO 0201010201	PNO 0401020101	PNO 0301010301	PNO 0301010201	PNO 0301010601	PNO 0301010501	PNO 0101010701	
	Height (mm)	1220												
	Width (mm)	400												
	Depth (mm)	450												
	Number of segments	1												
Equipment	1 frame for bags	1bin		2 frames for bags	2bins	1 frame for bags +1 bin	3 frames for bags	3 bins	2 frames for bags +1 bin	2 bins +1 frame for bags	4 metal bins			



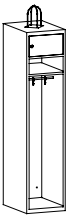
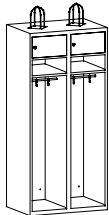
SOCIAL FURNITURE


WARDROBE LOCKERS FOR FIREFIGHTERS

- Wardrobe lockers for firefighters are used to store clothes that firefighters use during a fire fighting action.
- **Corrosion protection** – the whole locker is made of galvanized steel.
- We produce lockers for firefighters and police officers for all European markets. We would like to present the lockers produced on customer special requests.




TECHNICAL SPECIFICATION, STANDARD EQUIPMENT

Wardrobe lockers for firefighters		
	SUS 41	SUS 42
Name	SUS 41	SUS 42
Code	SST 07010201	SST 08010201
Height (mm)	1950	
Width (mm)	400	800
Depth (mm)	550	
Equipment	A bar with hooks for clothes, a helmet holder	



shelf



cylinder lock



helmet holder



perforated bottom

SOCIAL FURNITURE

WARDROBES WITH HEATING AND VENTILATION FOR CLOTHES DRYING

LOCKERS WITH HEATING AND VENTILATION

Lockers with heating and ventilation were designed to dry wet clothes, shoes and gloves in closed rooms. They are perfect for humid environmental conditions that affect clothes. These may be: construction sites, uniformed services, waterworks, railways, airports, mines, walk-in freezers, skiing resorts and many other.

■ The lockers are made of powder coated steel sheet. They are equipped with connection terminals that enable connecting ventilation duct.


■ There are several combinations of available lockers for clothes drying:

- a locker with ventilation and a socket which enables connecting 3 lockers in string,
- a locker with heating and ventilation,
- a locker with internal partitions walls, with heating and ventilation,
- a locker with heating, ventilation, time switch and a socket which enables connecting 3 lockers in string.

- Safety:
- CE symbol,
 - IP 21 resistance class,
 - thermal protection against overheating.

CABINET FOR CLOTHES AND SHOES DRYING

A cabinet for drying clothes and shoes for 10 sets of work clothing. It is equipped with a bar to hang damp clothes and bottom compartment with 20 pipes for damp shoes. Long pipes enable hanging high working boots. A cabinet with adjustable feet and handles on its sides to move the cabinet easily. A plastic transparent curtain protects from excessive heat loss and enables an easy access to the dried clothes. Cabinet made out of fire galvanized steel sheet. NOTE: The cabinet comes only in an uncoated version.



TECHNICAL SPECIFICATION

Cabinet for clothes and shoes drying	
Name	Cabinet for clothes and shoes drying
Code	XXXP 020055
Height (mm)	1971
Width (mm)	1515
Depth (mm)	500
Equipment	<ul style="list-style-type: none">- a bar for clothes,- 20 pipes for shoes,- 2 heating and ventilation modules,- 2 moves to move the cabinet,- adjustable feet.

Locker with heating and ventilation				
Name	SUM 421	SUM 421	SUM 421	SUM 421
Code	SUMW 0701030214	SUMW 0701030215	SUMW 0701030219	SUMW 0701030230
Height (mm)	1940			
Width (mm)	800			
Depth (mm)	490			
Equipment	<ul style="list-style-type: none">- ventilation- 1000 W heating	<ul style="list-style-type: none">- ventilation- 1000 W heating- partition walls in compartments	<ul style="list-style-type: none">- ventilation and 1000 W heating,- partition walls in compartments- a time switch,- a socket allowing to connect 3 cabinets	<ul style="list-style-type: none">-ventilation,- a socket allowing to connect 3 cabinets

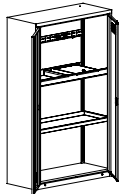
SOCIAL FURNITURE

CABINET FOR SPORTS EQUIPMENT

- Locker with a possibility to freely configure the following equipment:
 - hooks e.g. for skipping ropes, hula-hoops,
 - shelves (for plastrons),
 - a frame drawer with dividers (for bow-shaped handles, javelins),
 - the possibility of mounting a lockable compartment onto the drawer to store stopwatches, whistles and other small items.
- The elements mentioned above are in our standard offer and are height adjustable. Perforated doors with full opening and 2- point lock.



TECHNICAL SPECIFICATION

Cabinet for sports equipment	
Name	Sbm 212 for sports equipment
Code	SNSS 11032037
Height (mm)	1990
Width (mm)	1200
Depth (mm)	500
Number of segments	1



SOCIAL
FURNITURE

TABLES, BENCHES, CHAIRS
AND COAT HANGER STANDS

A perfect supplement of changing rooms and social rooms
are benches, stands, chairs and tables.

OFFER OF BENCHES



single benches - frame
made of closed profile
(Łsz 3, Łsz 3a)



one-side benches with
support and hooks
(Łsz 1, Łsz1a)



double-side benches with
support and hooks
(Łsz 2, Łsz 2a)

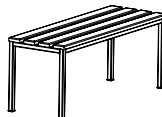

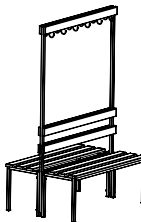


single benches - frame
made of tubular steel
(ŁO)


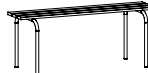


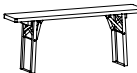




single benches made of
solid wood – folding metal
frame (BS)

TECHNICAL SPECIFICATION

Benches								
	Name	Łsz 3		Łsz 3a	Łsz 1	Łsz 1a	Łsz 2	Łsz 2a
	Code	LSZ 050205		LSZ 060205	LSZ 010101	LSZ 020101	LSZ 030102	LSZ 040102
	Height (mm)	405		1650				
	Width (mm)	1000		1500	1000	1500	1000	1500
	Depth (mm)	355		380		730		





Tables, benches, chairs and coat hanger stands									
	Name	KD		ŁO 12	ŁO 16	ŁO 20	Ławka BS	Stół BS	WPPS 1
	Code	KKD		LO 01010101	LO 02010101	LO 03010201	ŁAWKA BS	STÓŁ BS	PPSW 010101
	Height (mm)	780/450		460	460		480	780	1845
	Width (mm)	460		1200	1600	2000	2200		600
	Depth (mm)	500		440	440		250	600	
	Description	chair		bench	bench		garden bench	garden table	stand

SOCIAL FURNITURE


BESPOKE FURNITURE -examples

In response to market demand apart from our standard offer we also produce bespoke furniture.

Modern machinery and experienced technical crew allow us to accomplish even the most complicated orders.



CUSTOMISED PRODUCTS



HPL lockers



plexiglass doors



additional compartments



different perforations



various equipment






additional shelves

SOCIAL FURNITURE

BESPOKE FURNITURE -examples

A wide variety of colours is our asset.

Modern machinery and experienced technical crew allow us to perform even the most complicated orders.



CUSTOMISED PRODUCTS

