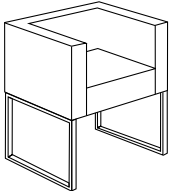
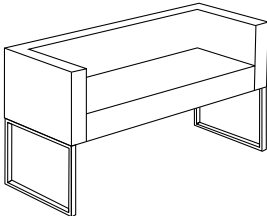
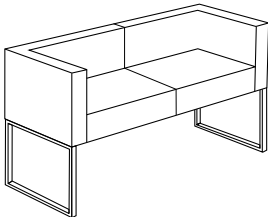
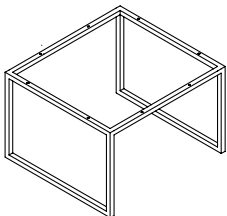


Dallas

Dallas

Model	Description	
DALLAS CFS (Dallas armchair on sled base) 	<p>Seat in the Dallas CFS model is planted on a metal frame encased in cast foam (polyurethane foam with appropriate hardness). CFS frame – made from high quality square profile steel tube with dimensions 20 × 20 mm. Available as a chromium plated model or powder-coated.</p> <p>Dimensions: 635 × 525 mm Height: 725 mm Seat height: 470 mm</p>	<p>Jet black (RAL 9005)</p> <p>Anthracite grey (RAL 7016)</p> <p>Traffic white (WT)</p> <p>Grey blue (GE)</p> <p>Black green (BN)</p> <p>Cashmere (NK)</p> <p>chromium plated (CR)</p>
DALLAS DUO CFS (2-seater sofa on sled base) 	<p>The seat in the two-seater Dallas sofa is planted on a metal carcass encased in foam with appropriate thickness and density. CFS frame – made from high quality square profile steel tube with dimensions 20 × 20 mm. Available as a chromium plated model or powder-coated.</p> <p>Dimensions: 1350 × 525 mm Height: 725 mm Seat height: 470 mm</p>	<p>Jet black (RAL 9005)</p> <p>Anthracite grey (RAL 7016)</p> <p>Traffic white (WT)</p> <p>Grey blue (GE)</p> <p>Black green (BN)</p> <p>Cashmere (NK)</p> <p>chromium plated (CR)</p>
DALLAS DUO CFS (2-seater sofa on sled base) 	<p>When upholstered in leather, stitching is visible in the centre of the seat and back pad.</p> <p>Dimensions: 1350 × 525 mm Height: 725 mm Seat height: 470 mm</p>	<p>Jet black (RAL 9005)</p> <p>Anthracite grey (RAL 7016)</p> <p>Traffic white (WT)</p> <p>Grey blue (GE)</p> <p>Black green (BN)</p> <p>Cashmere (NK)</p> <p>chromium plated (CR)</p>

Model	Description	
DALLAS TABLE 	Table with glass top on chromium plated or powder-coated metal legs. Table top dimensions: 550 × 550 mm Top thickness: 10 mm Height: 520 mm	Jet black (RAL 9005)
		Anthracite grey (RAL 7016)
		Traffic white (WT)
		Grey blue (GE)
		Black green (BN)
		Cashmere (NK)
		chromium plated (CR)

*Toughened glass coated with ceramic paint on the bottom side. Attention, in one colour sets (white frame+white top) colour tint differences are possible though the same RAL colour.