

# Sileo

# Technical

description

# Technical description

Sileo is a comprehensive line of sound-absorbing panels, with Sileo and Sileo S products, designed for an acoustic adaptation of every office. It includes products with different dimensions, thicknesses, application possibilities and assembly methods.

By implementing the panels separately or in configurations, depending on an interior character and needs, a thorough care of the users' acoustic comfort in an office is provided.

Main differences between Sileo and Sileo S models are:

- panel thicknesses (Sileo 58 mm, Sileo S 30 mm),
- possibilities of desk and workbench integration,
- product range.

## 1. Sileo wall panels

### 1.1. Single wall panels

Sileo sound-absorbing wall panels are used to reduce echo effect in an office space. Structure is made of chipboard with production waste foam with high acoustic properties, upholstered and pinnable. Total thickness 58 mm.

Panel versions:

horizontal – in following dimensions:

815 × 400 mm, 1215 × 600 mm,

vertical – in following dimensions: 400 × 815 mm, 600 × 1215 mm.

Panel finish options:

- one-colour upholstery,
- two-colour upholstery – 1 / 3 left side, 2 / 3 right side (right version),

- two-colour upholstery – 2 / 3 left side, 1 / 3 right side (left version). Panels are assembled to the wall with dedicated brackets, consisting of two parts: one fixed to the panel, the other to be fixed to the wall (screws are not included in fixing kit due to panel-wall assembly requirements).

Sound absorption class: A

### 1.2. Wall panel arrangements

Arrangement versions:

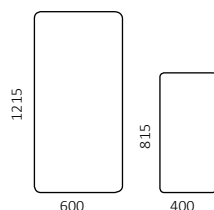

- arrangement S1 (set of 3 panels) – in following dimensions: 1230 × 815 mm, 1830 × 1215 mm,
- arrangement S2 (set of 4 panels) – in following dimensions: 1645 × 815 mm, 2445 × 1215 mm,

- arrangement S3 (set of 6 panels) – in following dimensions: 2475 × 815 mm, 3675 × 1215 mm,


- arrangement S4 (set of 8 panels) – in following dimensions: 3305 × 815 mm, 4905 × 1215 mm

Panels are assembled to the wall with dedicated brackets, consisting of two parts: one fixed to the panel, the other to be fixed to the wall (screws are not included in fixing kit due to panel-wall assembly requirements). Intervals between assembled panels is 10 mm, dedicated assembly template included in set.


### 1.3. Product range




Arrangement S1 – 3 panels




Arrangement S3 – 6 panels



Arrangement S2 – 4 panels



Arrangement S4 – 8 panels



# Technical description

## 2. Sileo Levels wall panels

### 2.1. Single wall panels

Diverse types of panels absorb low, middle and high frequencies, which makes it possible to select panels appropriate for a particular type of space.

The combination of all three panel types gives the optimal improvement in the office space acoustics. For best results, individual measurement and acoustic simulation in offices is also recommended. Sileo Levels panels are not designed for being combined in arrangements with other models of Sileo wall panels.

**Structure:** light, frameless construction. Made of HDF board, thickness 2,5 mm, with full-board back part, and perforated front part.

Covered with fire retardant foam with high acoustic properties, thickness: 20 mm, 50 mm and 80 mm (depending on panel type), density 50-60 kg / m<sup>3</sup>.

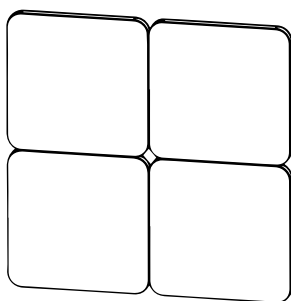
**Available versions:**

- Treble – absorbing high frequencies, total thickness 28 mm, perforation Ø 80 mm,
- Middle - absorbing middle frequencies, total thickness 58 mm, perforation Ø 60 mm,
- Bass - absorbing low frequencies, total thickness 88 mm, perforation Ø 10 mm.

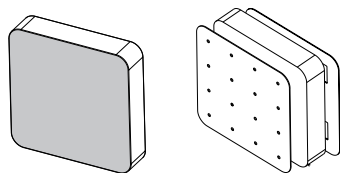
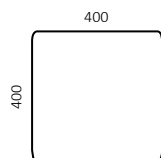
Panels are assembled to the wall with dedicated brackets, consisting of two parts: one fixed to the panel, the other to be fixed to the wall (screws are not included in fixing kit due to panel-wall assembly requirements).

In order to ensure proper acoustic features, it is recommended to assemble panels with no space between.

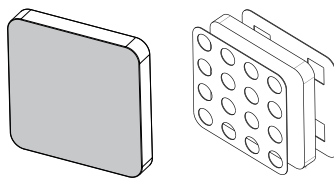
In order to make an assembly easier, it is possible to use a mounting template, made of melamine faced chipboard (MDF), thickness 6 mm (to be ordered separately).



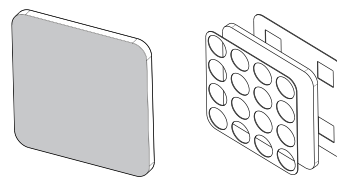
### 2.2. Product range



Sileo Levels Bass



Sileo Levels Middle



Sileo Levels Treble

# Technical description

## 3. Sileo Pro wall panels

### 3.1. Single wall panels

Panels are designed for managers offices and meeting rooms. They not only improve acoustic comfort, but also give the space unique character. The panels are inspired by modern art, thanks to wide range of dedicated finishes, they suit every office space. Sileo Pro panels are a combination of acoustics and design.

**Structure:** frame is made of chipboard, thickness 60 mm. Covered with fire retardant foam with high acoustic properties, thickness 42 mm, density 50-60 kg/m<sup>3</sup>. Panel thickness 62 mm, including decorative bars, thickness 80 mm.

**Decorative wooden bars:** made of beech wood.

**Finish options:**

- natural beech (1.007),
- beech enamelled in black colour (3.097),
- beech enamelled in white colour (3.0A8).

**Available versions:**

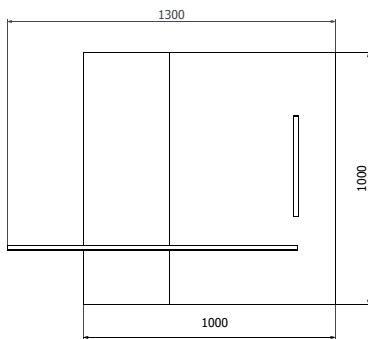
- Sileo Pro I wall panel, two-colour upholstery, vertical division,
- Sileo Pro II wall panel, three-colour upholstery,
- Sileo Pro III wall panel, two-colour upholstery, horizontal division.

Panels are assembled to the wall with dedicated brackets, consisting of two parts: one fixed to the panel, the other to be fixed to the wall (screws are not included in fixing kit due to panel-wall assembly requirements).

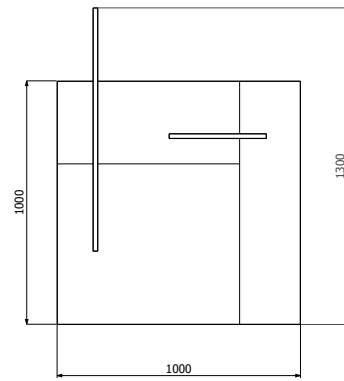

Recommended distance between assembled panels is 15 cm.

In order to make an assembly easier, it is possible to use a mounting template, made of melamine faced chipboard (MDF), thickness 6 mm (to be ordered separately).

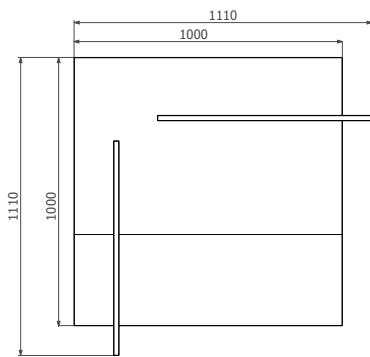
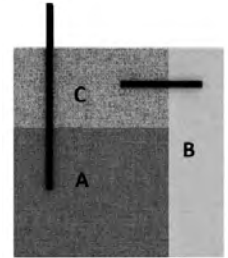
### 3.2. Product range



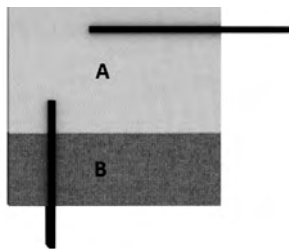
Sileo Pro I wall panel



SILEO PRO II WALL PANEL



Sileo Pro III wall panel



## 4. Sileo ceiling suspended panels

Light, sound-absorbing ceiling suspended panels reduce the reverberation time and improve other acoustic parameters, i.e. reduce the noise level and increase intelligibility of speech. They are an alternative to suspended ceiling, improving acoustic conditions in rooms with open ceilings. Panels are to be assembled to ceiling slabs with dedicated fixing kit, they cannot be assembled to suspended ceilings.

### 4.1. Suspended panel sets – vertical

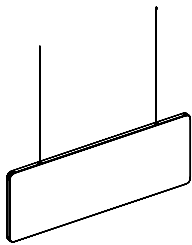
Vertical suspended panels are used to divide the office space into particular zones, in both, acoustic and visual way.

Structure is made of pressed polyester fibres, thickness 40 mm, with fabric cover.

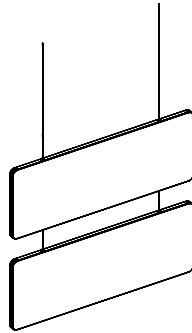
#### Panel versions:

- single panel (SET C1), total height 600 mm,
- set of 2 panels of the same dimensions (SET C2), total height 1350 mm,
- set of 3 panels of the same dimensions (SET C3), total height 2100 mm.

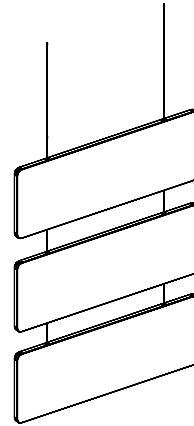
Panels are assembled to ceiling with adjustable steel suspension lines (included), maximum length 3000 mm. Panels in sets are connected with steel lines, length 200 mm. Recommended distance between the panels is 150 mm.



Single panel (SET C1)



Set of 2 panels (SET C2)



Set of 3 panels (SET C3)

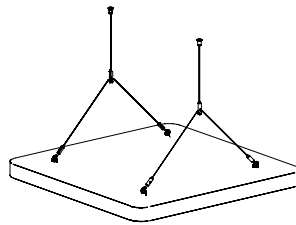
### 4.2. Suspended panel – square island

Structure is made of pressed polyester fibres, thickness 40 mm, with fabric cover.

Panel dimensions:

600 × 600 mm,  
800 × 800 mm,  
1000 × 1000 mm,  
1200 × 1200 mm.

Panels are assembled to ceiling with adjustable steel suspension lines (included), maximum length 3000 mm.



# Technical description

## 5. Sileo desks and workbenches upper panels

### 5.1. Sound-absorbing panel A+ (Absorption+)

is a functional and durable acoustic panel with increased sound-absorbing properties. The panel is a perfect solution for offices based on the open space concept where employees perform different tasks that require cooperation (short meetings, telephone conversations) or concentration (undisturbed individual work). It can also be used to equip workstations in hot desk zones. **Structure** – frame is made of plywood and solid wood. Perforated board inside, increasing sound-absorbing properties, covered with polyester non-woven fabric – light, hardly flammable, anti-allergic and eco-friendly material, made of 85 % recycled fibres. Panel upholstered with fabric cover, total thickness 58 mm.

### 5.2. Sound-isolating panel I+ (Isolation+)

is an acoustic panel with increased sound-isolating properties. Thanks to the combination of sound-absorbing and sound-isolating properties, the panel is a perfect solution for offices where employees perform their work loudly. This solution will also improve work comfort in call centre offices.

**Structure** – frame is made of plywood and solid wood. Solid board inside, increasing sound-isolating properties, covered with polyester non-woven fabric – light, hardly flammable, anti-allergic and eco-friendly material, made of 85 % recycled fibres. Panel upholstered with fabric cover, total thickness 58 mm.

### A + and I + panels total height:

- desk panel 660 mm,
- workbench panel 520 mm.

### Assembly:

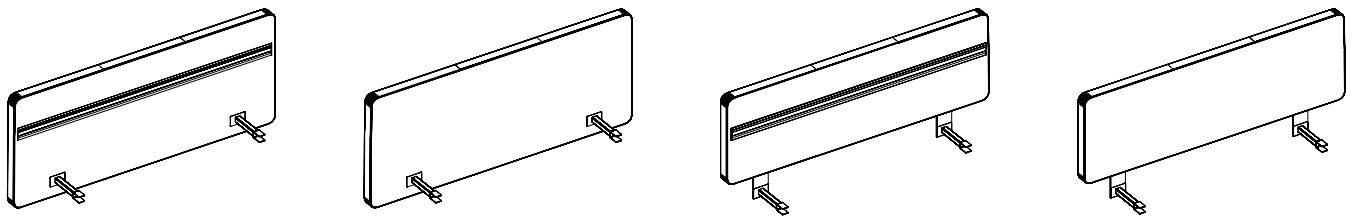
- for SQuart desks and workbenches (except for workbench with flap),
- for Play&Work desks and workbenches with U-shape base (except for workbench with height adjustment).

Assembly to desk or workbench frame with dedicated metal brackets.

**Brackets finish options:** traffic white, white aluminium and black colour.

**Organiser strip** for hanging accessories, available as an option – on one or both panel sides, in white colour only. Maximum load 10 kg per panel.

### 5.3. Product range



## 6. Sileo mobile desk panel (side)

Light panel construction allows for flexible division of desks and workbenches table tops in both, acoustic and functional ways. It can be used as a side panel with metal bracket, to be pulled over table top edge, or as a fully mobile panel after the bracket being removed.

**Structure** – panel base is made of plywood with a metal weight inside, cut foam, density 40 kg/m<sup>3</sup> ensuring panel stability, with fabric

cover. Total panel thickness: bottom part 65 mm, tapering upwards. Panel is equipped with removable bracket, to be pulled over table top edge, thickness 25 mm.

**Bracket finish options:** traffic white, white aluminium and black colour.

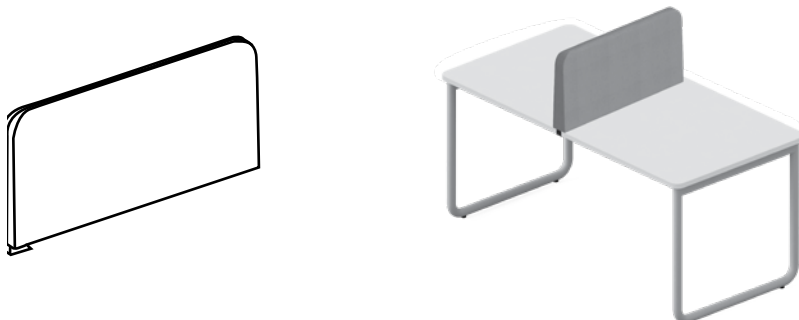
### Widths:

- 575 mm – for minimum table top depth 600 mm,

- 675 mm – for minimum table top depth 700 mm,

- 775 mm – for minimum table top depth 800 mm.

**Height** (without bracket) – 400 mm.

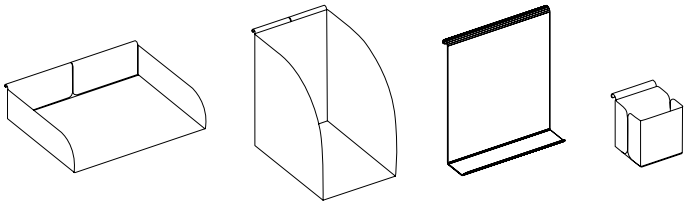



## 7. Sileo panel accessory

Organiser strip is available as additional equipment for desk panels or workbench panels. The strip enables the user to hang various accessories, which facilitate organization of the workplace.

Dedicated panel accessories for organiser strip:

- horizontal shelf (A4),
- binder box,
- magnetic board with pencil tray,
- pencil box.



## 8. Sileo tower – corner panels

Tower corner panel versions:

- tower T1 with base shape: irregular pentagon,
- tower T2 with base shape  $\frac{1}{4}$  circle.

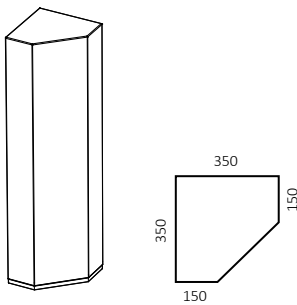
Structure – base is made of melamine faced chipboard, thickness 25 mm in black colour only, sides made of chipboard with production waste

foam inside, with high acoustic properties.

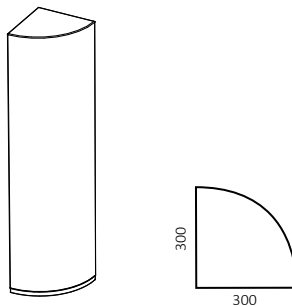
Towers can be used in places with no possibility of implementing other acoustic products, i.e. spaces with small cubature or rooms with glass walls.

Towers height is defined on the basis of acoustic research, and sufficient to absorb sound waves generated in the room while speaking in sitting or standing position.

Height: 1400, 1600 mm



Sileo Tower T1



Sileo Tower T2



# Technical description

## 9. Sileo S wall panels

### 9.1. Single wall panels

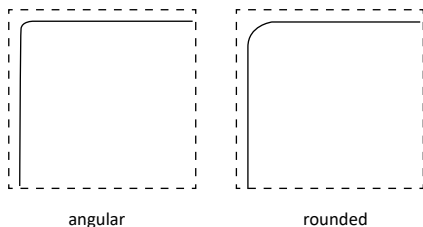
**Structure** – frame is made of plywood and chipboard at the back with production waste foam, with high acoustic properties, upholstered and pinnable. Total thickness 30 mm.

#### Panel versions:

- horizontal – dimensions: 815 × 400 mm,
- vertical – dimensions: 400 × 815 mm,
- square – dimensions: 400 × 400 mm, 815 × 815 mm.

#### Corners shapes:

- angular,
- rounded.



#### Panel finish options:

- one-colour upholstery,
- two-colour upholstery – 1 / 3 left side, 2 / 3 right side (right version),
- two-colour upholstery – 2 / 3 left side, 1 / 3 right side (left version).

Panels are assembled to the wall with dedicated brackets, consisting of two parts: one fixed to the panel, the other to be fixed to the wall (screws are not included in fixing kit due to panel-wall assembly requirements).

	One-colour upholstery	Two-colour upholstery – 1 / 3 left side, 2 / 3 right side (right version)	Two-colour upholstery – 2 / 3 left side, 1 / 3 right side (left version)
Vertical 400 × 815 mm			
Horizontal 815 × 400 mm			
Square 400 × 400 mm			
Square 815 × 815 mm			

## 10. Sileo S ceiling suspended panels

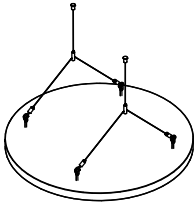
### 10.1. Suspended panel – round island

Structure is made of HDF board, thickness 6 mm, with production waste foam, with high acoustic properties and fabric cover. Total thickness 30 mm.

#### Panel dimensions:

- Ø 600 mm,
- Ø 800 mm.

Panels are assembled to the ceiling with adjustable steel suspension lines (included), maximum length 3000 mm.



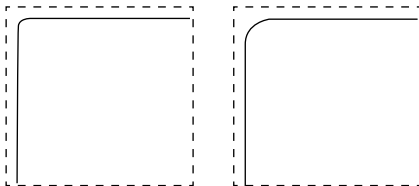
## 11. Sileo S desks and workbenches upper panels

### 11.1 Sound-isolating panel I+ (Isolation+)

Structure – wooden frame and HDF board inside, increasing sound-isolating properties, production waste foam, with high acoustic properties. Panel upholstered with fabric cover, pinnable, total thickness 40 mm.

#### Corners shapes:

- angular,
- rounded.



angular

rounded

#### Assembly

##### **To desk or workbench frame with dedicated metal brackets:**

- SQart desks,
- Play&Work desks with U-shape base,
- CS5040 desks,
- CS5040 workbenches,
- SQart workbenches,
- Play&Work workbenches with U-shape base,
- Play&Work workbenches with H-shape base,
- eModel workbenches with H-shape base.

##### **To table top edge with dedicated metal brackets:**

- Play&Work desks with T-shape base,
- eModel desks with T-shape base.

Bracket finish options: traffic white, white aluminium and black colour.

#### Height:

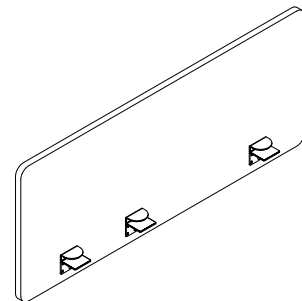
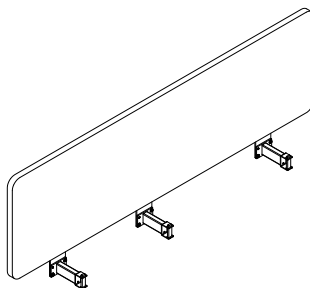
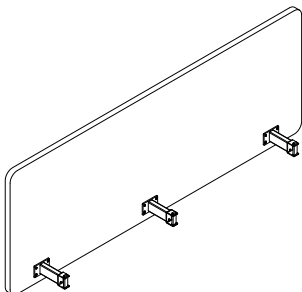
Desk panels (all types) – 660 mm

Workbench panels:

- SQart – 520 mm,
- CS5040 – 560 mm,

- Play&Work with U-shape base – 520 mm,
- Play&Work with H-shape base – low 607 mm, high 737 mm,
- eModel with H-shape base – 700 mm.

**Note:** Simultaneous use of panels assembled to table top edge and horizontal wire trunking is not possible.



# Technical description

## 12. Sileo S office walls

### 12.1. Single office walls

**Structure** – made of extruded polystyrene reinforced with metal profiles, covered with foam, thickness 5 mm, upholstered and pinnable.

Walls are equipped with metal elements for feet assembly.

**Wall versions:**

- free-standing (1F) – with two metal feet with leveling glides (fixed wall) or with Ø 30 mm castors with brakes (mobile wall).

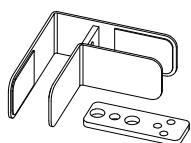
- for integration (1I) – with one metal foot with leveling glides on one side of the wall, and metal linking element to be fixed on the other side of the wall to connect walls into arrangements.

**Wall connectors**

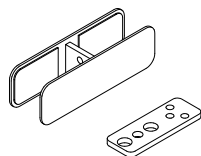
The walls can be linked with dedicated connectors at following angles: 90°, 135°, and into I (linear), T and X arrangements.

**Connectors set includes:**

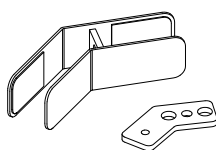
- upper connector, to be pulled over walls edges,
- bottom connector, fixed to metal foot of one wall and metal linking element of next wall/walls in arrangement,
- assembly kit.



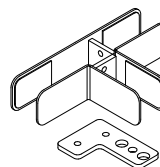
A90



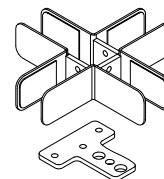
I-Con



A135

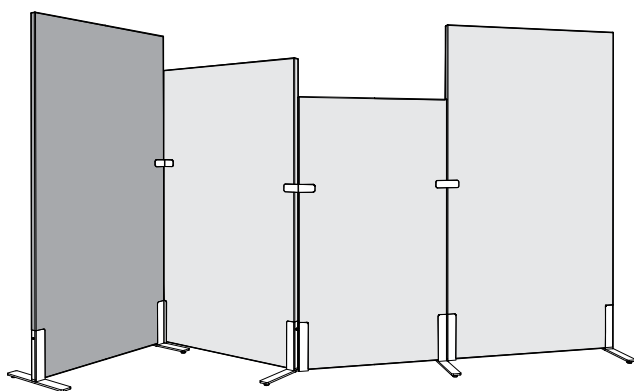


T-con



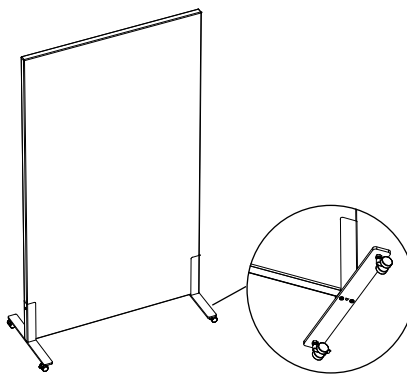
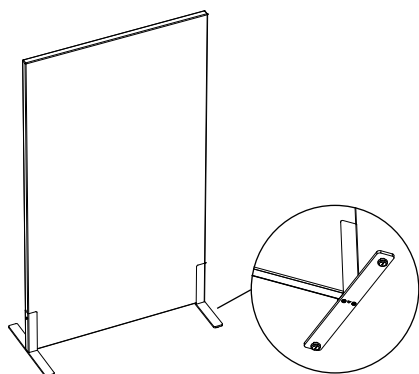
X-con

**Note:** walls of various heights can be linked, and it is recommended to fix upper connectors in 2 / 3 height of the lowest wall in arrangement.

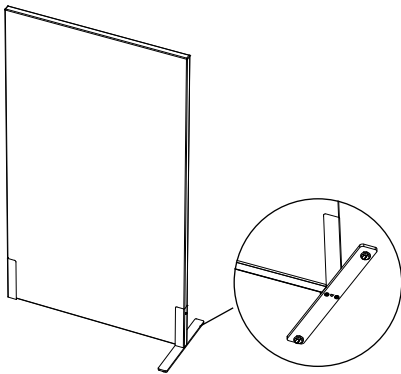


### 12.2. Product range

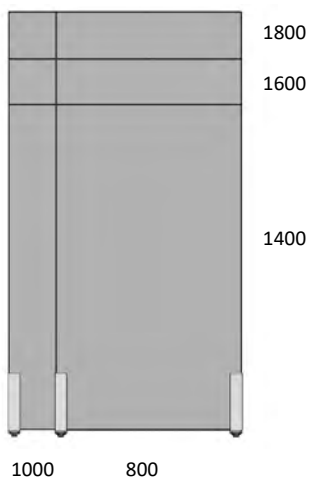
Free-standing walls



## Walls for integration

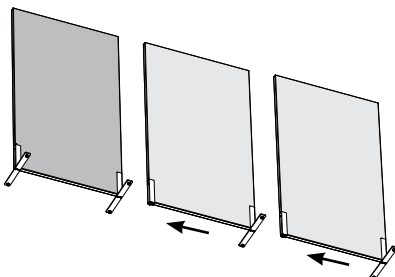


## Dimensions [mm]

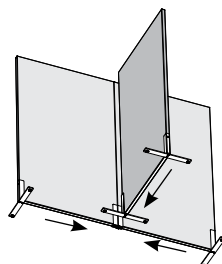


### 12.3. Office walls arrangement

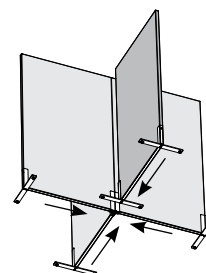
First unit of each arrangement must be free-standing wall (1F) to be extended with walls for integration (1I). In linear and angular arrangements, metal foot of one wall is connected with metal linking element of next wall in arrangement. In arrangements including „T-con” and „X-con” connectors, walls for integration must be ended with foot.



Linear connection „I-con”:  
– 1 free-standing wall  
– 2 walls for integration



Angular connection „T-con”:  
– 1 free-standing wall  
– 2 walls for integration



Angular connection „X-con”:  
– 1 free-standing wall  
– 3 walls for integration

# Technical description

## 13. Sileo S2 office walls

### 13.1. Single office walls

**Structure** – made of extruded polystyrene reinforced with metal profiles, covered with foam, thickness 5 mm, upholstered and pinnable. Total thickness 35 mm.

Walls are equipped with two feet, made of steel tube Ø 16 mm.

#### Available versions:

- free-standing (2F) – fully upholstered, without zipper (walls integration not possible),
- for integration (2I) – fully upholstered, with zippers for walls connection.

**Note:** Office walls of various heights can be linked.

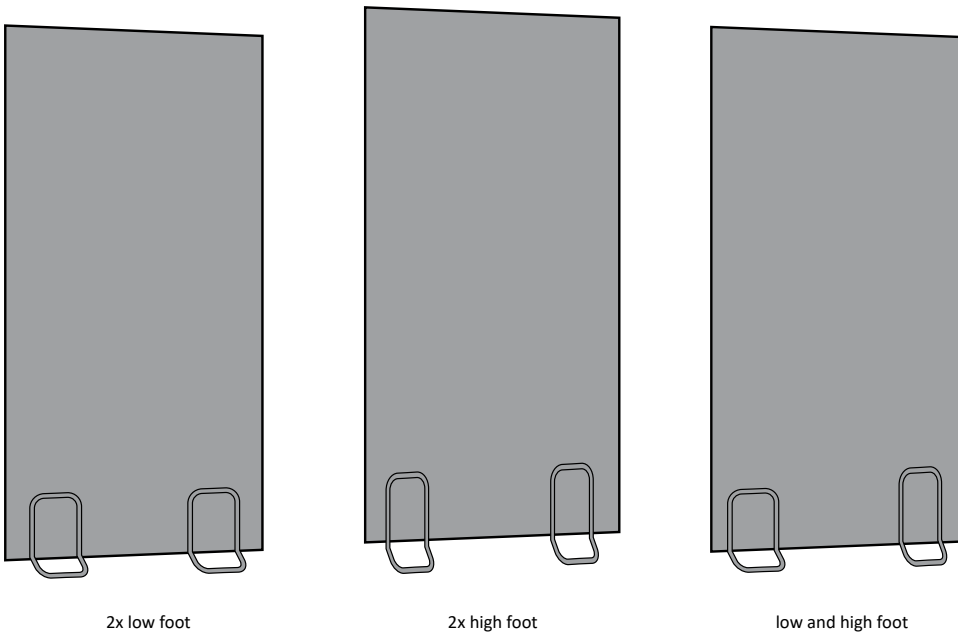
#### Foot versions:

- high (width 140 mm, total depth 390 mm, height 290 mm)
- low (width 140 mm, total depth 390 mm, height 200 mm)

**Finish options:** powder-coated in Traffic white (RAL 9016), Jet black (RAL 9005) or White aluminium (RAL 9006) colour.

### 13.2. Product range

#### Free-standing walls

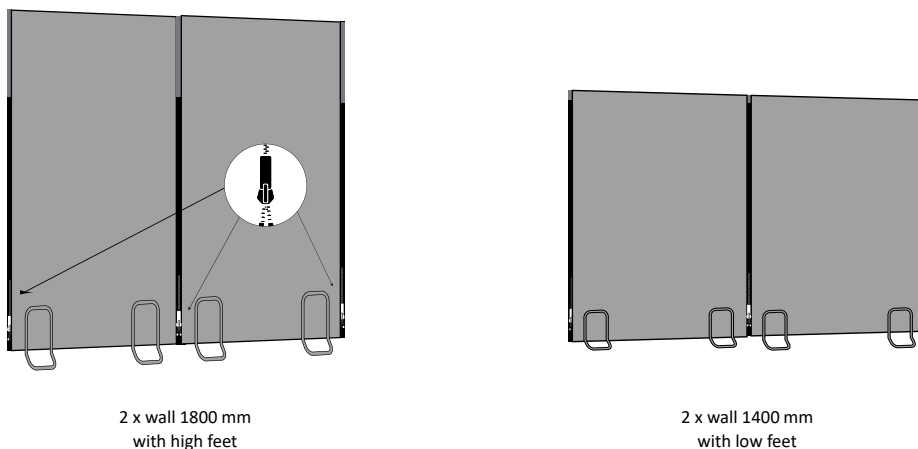


**Note:** Using low feet for office walls height 1800 mm is not recommended.

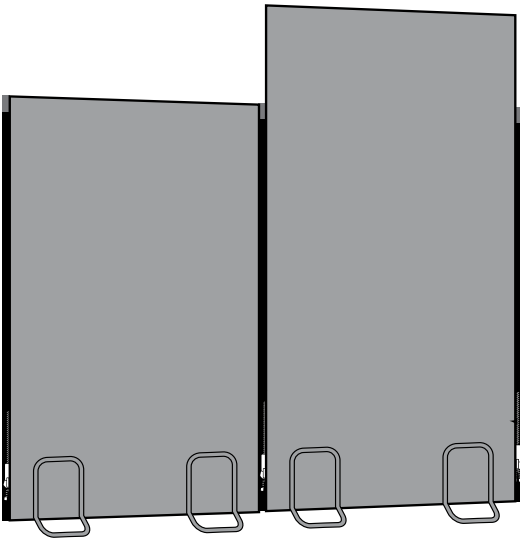
#### Walls for integration

Office walls are linking by zipper starting from the top. Zipper is sewn on both wall sides, length 130 cm.

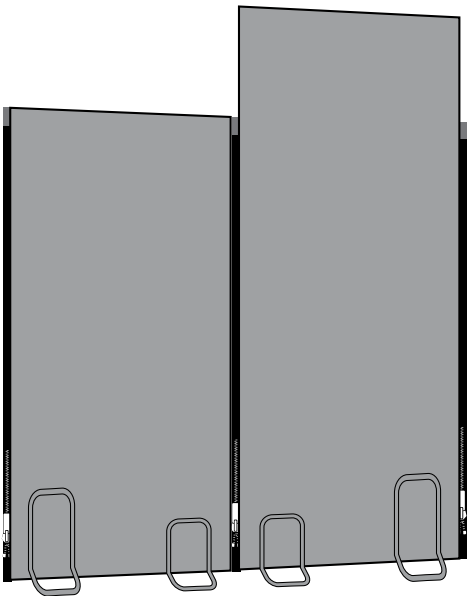
Available in following colours: white, black or grey, always in the same colour for single wall.



Example of arrangements – various heights of office walls and feet



Office walls heights 1400 and 1600 mm  
with low feet

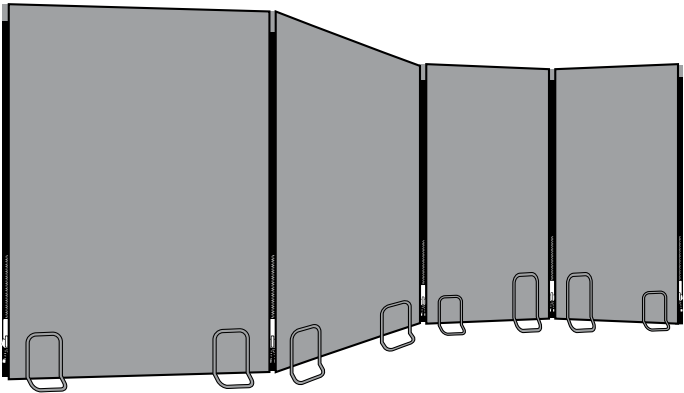


Office walls 1800 and 1600 mm  
with low and high feet

Dimensions [mm]

		1800
		1600
		1400

1000 800



Internal angle between office walls for integration  
shall not extend range 135°–180°.

# Technical description

## 14. Sileo Wall Turn office walls

### 14.1 Product range and structure details

**Structure** – panel made of melamine faced chipboard (MFC), thickness 25 mm, fully upholstered. Fabric lined with foam, thickness 5 mm. Total thickness of the panel: 35 mm.

The office wall consists of 6 panels fixed to a common metal base, dimensions: 800 × 270 × 8 mm, powder-coated in Traffic white (RAL 9016), Jet black (RAL 9005), White aluminium (RAL 9006) or “Fashion Collection” colour.

Dimensions [mm]

Panels are connected with metal linking elements, always in the colour of the base.

Each panel can rotate 360° independently of each other.

**Panel corner shape:**

– Rounded

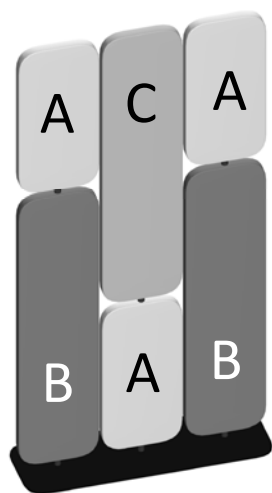
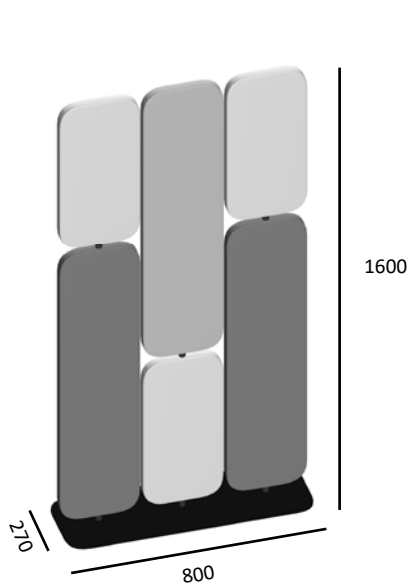
**Available versions:**

– free-standing – fully upholstered wall (no integration possibility).

**Upholstery arrangement rules:**

**Upholstery type** is the same for each upholstered element.

**Upholstery colour** can be mixed according to scheme dividing panels A, B and C.



## 15. Sileo Wall Turn Leaf office walls

### 15.1. Product range and structure details

**Structure** – leaf-shaped panel made of melamine faced chipboard (MFC), thickness 25 mm, fully upholstered with 3D stitching. Fabric lined with foam, thickness 5 mm. Total thickness of the panel: 35 mm. The office wall consists of three panels fixed to a common metal base, dimensions: 800 × 270 × 8 mm, powder-coated in Traffic white (RAL 9016), Jet black (RAL 9005), White aluminium (RAL 9006) or “Fashion Collection” colour.

Panels are fixed to the base with metal linking elements, always in the colour of the base.

Each panel can rotate 360° independently of each other.

#### Available versions:

– free-standing – fully upholstered wall (no integration possibility).

#### **Upholstery arrangement rules:**

Upholstery type is the same for each upholstered element.

Upholstery colour can be mixed according to scheme dividing panels A, B and C.

Dimensions [mm]

