



lumi LM 5R1

Contemporary silhouette

A contemporary silhouette, a perfectly profiled shape of the backrest and craftsmanship are the undeniable advantages of the Lumi. See for yourself how the Lumi will brighten up your interior.

Natural wood

A beauty of the natural wood, pleasant to the touch high quality fabrics and perfect smooth joints are the greatest strengths of the Lumi, which will be appreciated by every expert on the good design.

LM 5R1 / Technical data

● Standard ○ Option

Mechanism	CODE	
Rotatable, with height adjustment	A	●
Rotable mechanism with 3d motion function (forward, backward and sideways) and with height adjustment	O5	○
Rotatable, comfortable rocker mechanism with rubber joint and a lock in 1 position (rear tilt: 7°; front til: -4°) with height adjustment	AR5	○
Base		
Polished aluminium 5-star base (chrome effect) Ø700	36	●
Powder coated alluminium 5-star base (colors according to Bejot sampler book) Ø 700	37	○
Armrests		
Without armrests		●
Armrests made of Ø 18 pipe, powder coated without an pad	P26P	○
Armrests of flat bar, powder coated + leather pad	P23P	○
Armrests of flat bar, chromed + leather pad	P23C	○

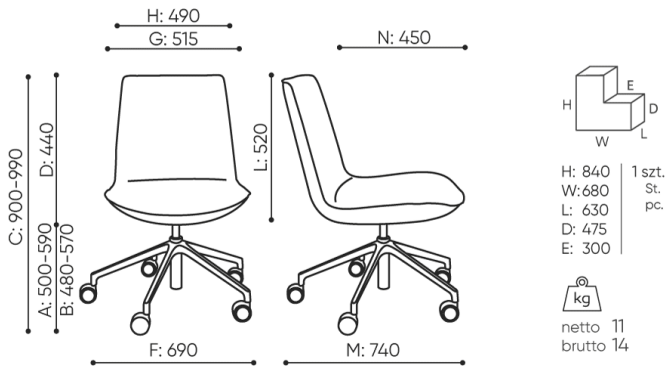
LM 5R1 / Technical data

Castors	CODE	
Hard castors for soft floors Ø 65 with auto-brake	DEMA	●
Soft castors for hard floors Ø 65 with auto-brake	DEMAD	○
Universal castors without brake, color white	RL W5	○
Stitches	CODE	
Stitches in the colour of upholstery.		●
White, grey, orange, red, green or black stitches for leather-upholstered armchairs or for keimo, valencia, silvertex collection upholstery.		○

LM 5R1 / Dimensions

Dimensions are approximate and may vary depending on the selected product configuration. The requirements of the standard are always met.

seat height: overall dimensions	A
seat height: measured according to the norm PN EN 1335 - 1	B
chair height	C
backrest height	D
headrest height	E
dimensional width chair / ø base	F
seat width	G
backrest width	H
width between armrests	I
height from the floor to the armrest	K
backrest lenght	L
dimensional chair depth	M
seat depth / seat lenght	N



LM 5R1



lumi **LM 4R2**

Contemporary silhouette

A contemporary silhouette, a perfectly profiled shape of the backrest and craftsmanship are the undeniable advantages of the Lumi. See for yourself how the Lumi will brighten up your interior.

Natural wood

A beauty of the natural wood, pleasant to the touch high quality fabrics and perfect smooth joints are the greatest strengths of the Lumi, which will be appreciated by every expert on the good design.

LM 4R2 / Technical data

● Standard ○ Option

Mechanism	CODE	
Rotatable, without height adjustment	A1	●
Rotable mechanism with 3d motion function (forward, backward and sideways) without height adjustment	O4	○
Rotatable, comfortable rocker mechanism with rubber joint and a lock in 1 position (rear tilt: 7°; front tilt: -4°) without height adjustment	AR4	○
Base	CODE	
Polished aluminium 4-star base (chrome effect) Ø700	38	●
Powder coated aluminium 4-star base (colors according to Bejot sampler book) Ø700	39	○
Armrests		
Without armrests		●
Armrests made of Ø 18 pipe, powder coated without an pad	P26P	○
Armrests of flat bar, powder coated + leather pad	P23P	○
Armrests of flat bar, chromed + leather pad	P23C	○

LM 4R2 / Technical data

Feet		
Feet on ceramic, concrete and carpet floors	TK	●
Felt feet on wooden floors and panels	TF	○

Stitches

CODE

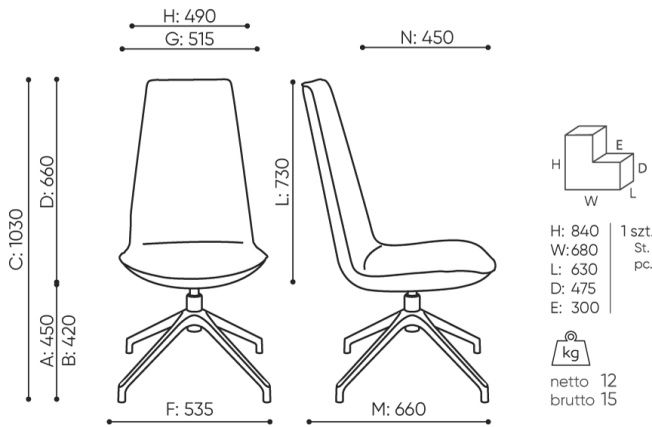
Stitches in the colour of upholstery.

White, grey, orange, red, green or black stitches for leather-upholstered armchairs or for keimo, valencia, silvertex collection upholstery.

LM 4R2 / Dimensions

Dimensions are approximate and may vary depending on the selected product configuration. The requirements of the standard are always met.

seat height: overall dimensions	A
seat height: measured according to the norm PN EN 1335 - 1	B
chair height	C
backrest height	D
headrest height	E
dimensional width chair / ø base	F
seat width	G
backrest width	H
width between armrests	I
height from the floor to the armrest	K
backrest lenght	L
dimensional chair depth	M
seat depth / seat lenght	N



LM 4R2



lumi **LM 4R1**

Contemporary silhouette

A contemporary silhouette, a perfectly profiled shape of the backrest and craftsmanship are the undeniable advantages of the Lumi. See for yourself how the Lumi will brighten up your interior.

Natural wood

A beauty of the natural wood, pleasant to the touch high quality fabrics and perfect smooth joints are the greatest strengths of the Lumi, which will be appreciated by every expert on the good design.

LM 4R1 / Technical data

● Standard ○ Option

Mechanism	CODE	
Rotatable, without height adjustment	A1	●
Rotable mechanism with 3d motion function (forward, backward and sideways) without height adjustment	O4	○
Rotatable, comfortable rocker mechanism with rubber joint and a lock in 1 position (rear tilt: 7°; front tilt: -4°) without height adjustment	AR4	○

Base	CODE	
Polished aluminium 4-star base (chrome effect) Ø700	38	●
Powder coated alluminium 4-star base (colors according to Bejot sampler book) Ø700	39	○

Armrests		
Without armrests		●
Armrests made of Ø 18 pipe, powder coated without an pad	P26P	○
Armrests of flat bar, powder coated + leather pad	P23P	○
Armrests of flat bar, chromed + leather pad	P23C	○

LM 4R1 / Technical data

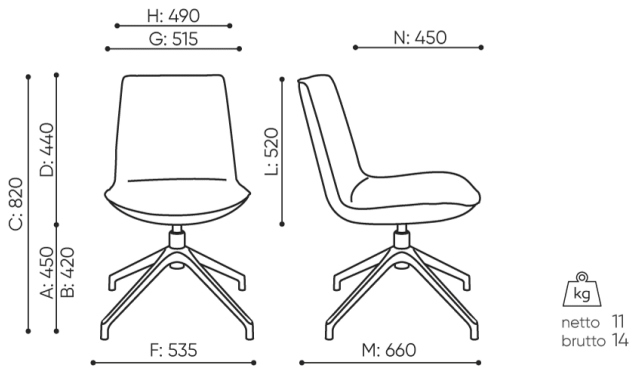
Feet		
Feet on ceramic, concrete and carpet floors	TK	●
Felt feet on wooden floors and panels	TF	○

Stitches	CODE	
Stitches in the colour of upholstery.		●
White, grey, orange, red, green or black stitches for leather-upholstered armchairs or for keimo, valencia, silvertex collection upholstery.		○

LM 4R1 / Dimensions

Dimensions are approximate and may vary depending on the selected product configuration. The requirements of the standard are always met.

seat height: overall dimensions	A
seat height: measured according to the norm PN EN 1335 - 1	B
chair height	C
backrest height	D
headrest height	E
dimensional width chair / ø base	F
seat width	G
backrest width	H
width between armrests	I
height from the floor to the armrest	K
backrest lenght	L
dimensional chair depth	M
seat depth / seat lenght	N



LM 4R1



lumi **LM 4C2**

Contemporary silhouette

A contemporary silhouette, a perfectly profiled shape of the backrest and craftsmanship are the undeniable advantages of the Lumi. See for yourself how the Lumi will brighten up your interior.

Natural wood

A beauty of the natural wood, pleasant to the touch high quality fabrics and perfect smooth joints are the greatest strengths of the Lumi, which will be appreciated by every expert on the good design.

LM 4C2 / Technical data

● Standard ○ Option

Mechanism	CODE	
Rotatable, without height adjustment	A1	●
Rotable mechanism with 3d motion function (forward, backward and sideways) without height adjustment	O4	○
Rotatable, comfortable rocker mechanism with rubber joint and a lock in 1 position (rear tilt: 7°; front tilt: -4°) without height adjustment	AR4	○
Column		
Black column without rotation memory		●
Black column with rotation memory	PR4	○
Base		
Polished aluminium 4-star base (chrome effect) Ø720	40	●
Powder coated aluminium 4-star base (colors according to Bejot sampler book) Ø720	41	○

LM 4C2 / Technical data

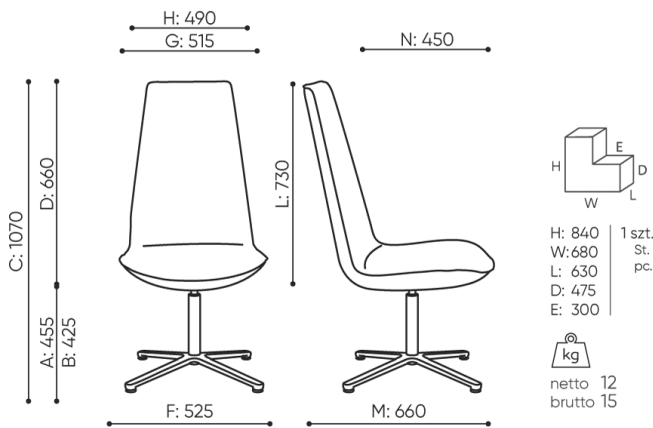
Armrests		
Without armrests		●
Armrests made of Ø 18 pipe, powder coated without an pad	P26P	○
Armrests of flat bar, powder coated + leather pad	P23P	○
Armrests of flat bar, chromed + leather pad	P23C	○

Feet	CODE	
Feet on ceramic, concrete and carpet floors	TK	<input checked="" type="radio"/>
Felt feet on wooden floors and panels	TF	<input type="radio"/>
Stitches	CODE	
Stitches in the colour of upholstery.		<input checked="" type="radio"/>
White, grey, orange, red, green or black stitches for leather-upholstered armchairs or for keimo, valencia, silvertex collection upholstery.		<input type="radio"/>

LM 4C2 / Dimensions

Dimensions are approximate and may vary depending on the selected product configuration. The requirements of the standard are always met.

seat height: overall dimensions	A
seat height: measured according to the norm PN EN 1335 - 1	B
chair height	C
backrest height	D
headrest height	E
dimensional width chair / ø base	F
seat width	G
backrest width	H
width between armrests	I
height from the floor to the armrest	K
backrest lenght	L
dimensional chair depth	M
seat depth / seat lenght	N



LM 4C2



lumi **LM 4C1**

Contemporary silhouette

A contemporary silhouette, a perfectly profiled shape of the backrest and craftsmanship are the undeniable advantages of the Lumi. See for yourself how the Lumi will brighten up your interior.

Natural wood

A beauty of the natural wood, pleasant to the touch high quality fabrics and perfect smooth joints are the greatest strengths of the Lumi, which will be appreciated by every expert on the good design.

LM 4C1 / Technical data

● Standard ○ Option

Mechanism	CODE	
Rotatable, without height adjustment	A1	●
Rotable mechanism with 3d motion function (forward, backward and sideways) without height adjustment	O4	○
Rotatable, comfortable rocker mechanism with rubber joint and a lock in 1 position (rear tilt: 7°; front tilt: -4°) without height adjustment	AR4	○
Column		
Black column without rotation memory		●
Black column with rotation memory	PR4	○
Base		
Polished aluminium 4-star base (chrome effect) Ø720	40	●
Powder coated aluminium 4-star base (colors according to Bejot sampler book) Ø720	41	○

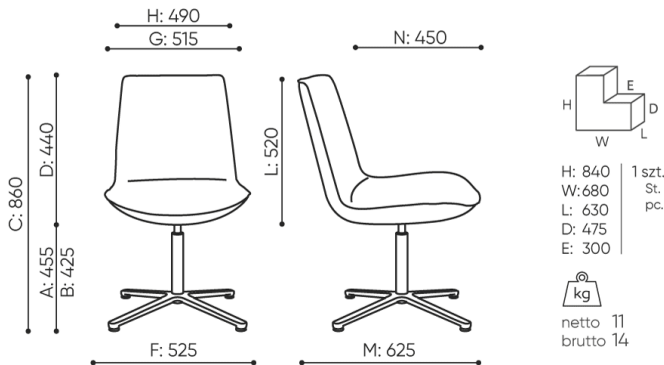
LM 4C1 / Technical data

Armrests		
Without armrests		●
Armrests made of Ø 18 pipe, powder coated without an pad	P26P	○
Armrests of flat bar, powder coated + leather pad	P23P	○
Armrests of flat bar, chromed + leather pad	P23C	○
Feet	CODE	
Feet on ceramic, concrete and carpet floors	TK	●
Felt feet on wooden floors and panels	TF	○
Stitches	CODE	
Stitches in the colour of upholstery.		●
White, grey, orange, red, green or black stitches for leather-upholstered armchairs or for keimo, valencia, silvertex collection upholstery.		○


LM 4C1 / Dimensions

Dimensions are approximate and may vary depending on the selected product configuration. The requirements of the standard are always met.

seat height: overall dimensions	A
seat height: measured according to the norm PN EN 1335 - 1	B
chair height	C
backrest height	D
headrest height	E
dimensional width chair / ø base	F
seat width	G
backrest width	H
width between armrests	I
height from the floor to the armrest	K
backrest lenght	L
dimensional chair depth	M
seat depth / seat lenght	N



LM 4C1



lumi **LM 272 P**

Contemporary silhouette

A contemporary silhouette, a perfectly profiled shape of the backrest and craftsmanship are the undeniable advantages of the Lumi. See for yourself how the Lumi will brighten up your interior.

Natural wood

A beauty of the natural wood, pleasant to the touch high quality fabrics and perfect smooth joints are the greatest strengths of the Lumi, which will be appreciated by every expert on the good design.

LM 272 P / Technical data

● Standard ○ Option

Base		
Powder painted rod base (colors according to the Bejot sampler book)		●
Chrome rod base		○
Armpads		CODE
Soft, black polyurethane - PU	PU	●
Wooden - varnished according to Bejot's pattern book		○
Slides		
Glides for ceramic floors, concrete and carpets	PK	●
Felt glides for wooden floors and floor panels	PF	○

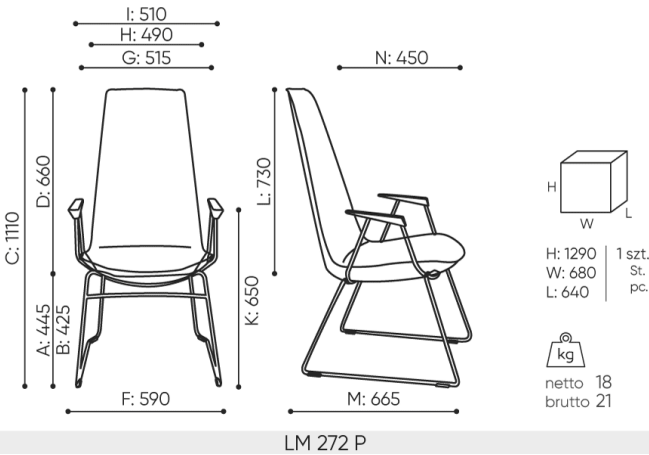
LM 272 P / Technical data

Stitches	CODE
Stitches in the colour of upholstery.	●
White, grey, orange, red, green or black stitches for leather-upholstered armchairs or for keimo, valencia, silvertex collection upholstery.	○

LM 272 P / Dimensions

Dimensions are approximate and may vary depending on the selected product configuration. The requirements of the standard are always met.

seat height: overall dimensions	A
seat height: measured according to the norm PN EN 1335 - 1	B
chair height	C
backrest height	D
headrest height	E
dimensional width chair / ø base	F
seat width	G
backrest width	H
width between armrests	I
height from the floor to the armrest	K
backrest lenght	L
dimensional chair depth	M
seat depth / seat lenght	N



LM 272 P



lumi **LM 271 P**

Contemporary silhouette

A contemporary silhouette, a perfectly profiled shape of the backrest and craftsmanship are the undeniable advantages of the Lumi. See for yourself how the Lumi will brighten up your interior.

Natural wood

A beauty of the natural wood, pleasant to the touch high quality fabrics and perfect smooth joints are the greatest strengths of the Lumi, which will be appreciated by every expert on the good design.

LM 271 P / Technical data

● Standard ○ Option

Base		
Powder painted rod base (colors according to the Bejot sampler book)		●
Chrome rod base		○
Armpads		CODE
Soft, black polyurethane - PU	PU	●
Wooden - varnished according to Bejot's pattern book		○
Slides		
Glides for ceramic floors, concrete and carpets	PK	●
Felt glides for wooden floors and floor panels	PF	○

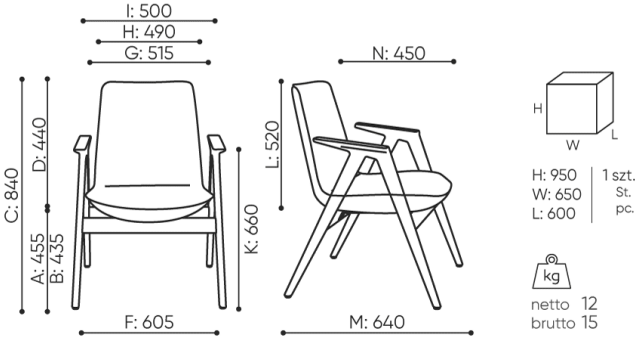
LM 271 P / Technical data

Stitches	CODE
Stitches in the colour of upholstery.	●
White, grey, orange, red, green or black stitches for leather-upholstered armchairs or for keimo, valencia, silvertex collection upholstery.	○

LM 271 P / Dimensions

Dimensions are approximate and may vary depending on the selected product configuration. The requirements of the standard are always met.

seat height: overall dimensions	A
seat height: measured according to the norm PN EN 1335 - 1	B
chair height	C
backrest height	D
headrest height	E
dimensional width chair / ø base	F
seat width	G
backrest width	H
width between armrests	I
height from the floor to the armrest	K
backrest lenght	L
dimensional chair depth	M
seat depth / seat lenght	N



LM W 721 P



lumi **LM 272**

Contemporary silhouette

A contemporary silhouette, a perfectly profiled shape of the backrest and craftsmanship are the undeniable advantages of the Lumi. See for yourself how the Lumi will brighten up your interior.

Natural wood

A beauty of the natural wood, pleasant to the touch high quality fabrics and perfect smooth joints are the greatest strengths of the Lumi, which will be appreciated by every expert on the good design.

LM 272 / Technical data

● Standard ○ Option

Base

Powder painted rod base (colors according to the Bejot sampler book)	●
Chrome rod base	○

Slides

Glides for ceramic floors, concrete and carpets	PK	●
Felt glides for wooden floors and floor panels	PF	○

Stitches

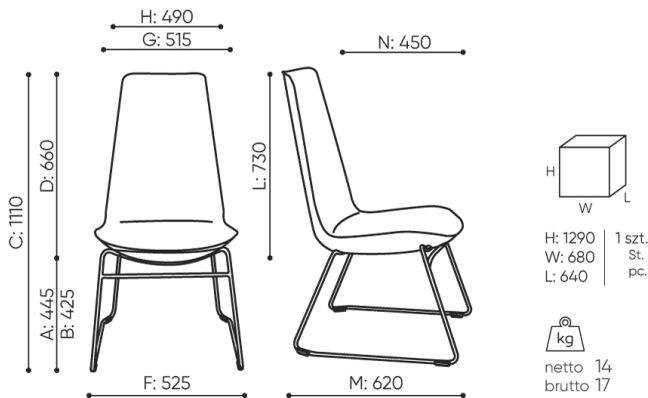
CODE

Stitches in the colour of upholstery.	●
White, grey, orange, red, green or black stitches for leather-upholstered armchairs or for keimo, valencia, silvertex collection upholstery.	○

LM 272 / Dimensions

Dimensions are approximate and may vary depending on the selected product configuration. The requirements of the standard are always met.

seat height: overall dimensions	A
seat height: measured according to the norm PN EN 1335 - 1	B
chair height	C
backrest height	D
headrest height	E
dimensional width chair / ø base	F
seat width	G
backrest width	H
width between armrests	I
height from the floor to the armrest	K
backrest lenght	L
dimensional chair depth	M
seat depth / seat lenght	N



LM 272



lumi **LM 271**

Contemporary silhouette

A contemporary silhouette, a perfectly profiled shape of the backrest and craftsmanship are the undeniable advantages of the Lumi. See for yourself how the Lumi will brighten up your interior.

Natural wood

A beauty of the natural wood, pleasant to the touch high quality fabrics and perfect smooth joints are the greatest strengths of the Lumi, which will be appreciated by every expert on the good design.

LM 271 / Technical data

☒ Standard ☐ Option

Base

Powder painted rod base (colors according to the Bejot sampler book)	<input checked="" type="radio"/>
Chrome rod base	<input type="radio"/>

Slides

Glides for ceramic floors, concrete and carpets	PK	<input checked="" type="radio"/>
Felt glides for wooden floors and floor panels	PF	<input type="radio"/>

Stitches

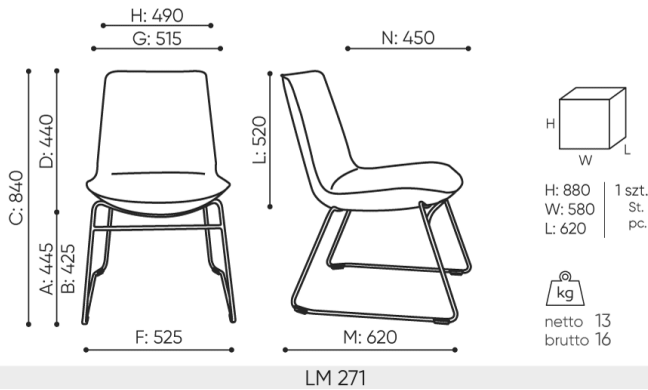
CODE

Stitches in the colour of upholstery.	<input checked="" type="radio"/>
White, grey, orange, red, green or black stitches for leather-upholstered armchairs or for keimo, valencia, silvertex collection upholstery.	<input type="radio"/>

LM 271 / Dimensions

Dimensions are approximate and may vary depending on the selected product configuration. The requirements of the standard are always met.

seat height: overall dimensions	A
seat height: measured according to the norm PN EN 1335 - 1	B
chair height	C
backrest height	D
headrest height	E
dimensional width chair / ø base	F
seat width	G
backrest width	H
width between armrests	I
height from the floor to the armrest	K
backrest lenght	L
dimensional chair depth	M
seat depth / seat lenght	N





lumi **LM 215**

Contemporary silhouette

A contemporary silhouette, a perfectly profiled shape of the backrest and craftsmanship are the undeniable advantages of the Lumi. See for yourself how the Lumi will brighten up your interior.

Natural wood

A beauty of the natural wood, pleasant to the touch high quality fabrics and perfect smooth joints are the greatest strengths of the Lumi, which will be appreciated by every expert on the good design.

LM 215 / Technical data

☒ Standard ☐ Option

Base

- Powder painted (colors according to the Bejot sampler book) ☒
- Chromed ☐

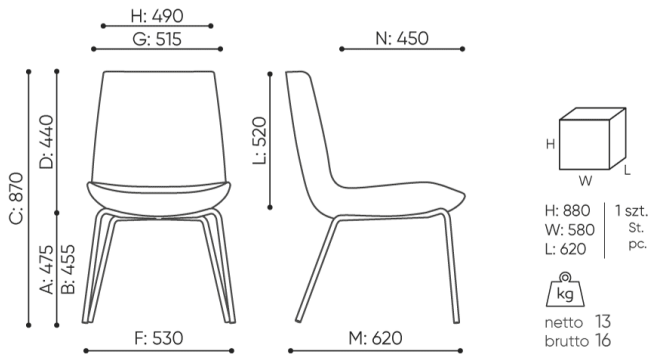
Feet

- Feet for soft floor ☒ TK
- Felt feet for hard floor ☐ TF

LM 215 / Dimensions

Dimensions are approximate and may vary depending on the selected product configuration. The requirements of the standard are always met.

seat height: overall dimensions	A
seat height: measured according to the norm PN EN 1335 - 1	B
chair height	C
backrest height	D
headrest height	E
dimensional width chair / ø base	F
seat width	G
backrest width	H
width between armrests	I
height from the floor to the armrest	K
backrest lenght	L
dimensional chair depth	M
seat depth / seat lenght	N



LM 215

Omega Ekspres SIA
LV40003402577
Biroja adrese: Lāčplēša 125, LV-1003, Rīga
www.city-office.lv
info@city-office.lv