

Workland is the revolutionary new LAS proposal for the office.

An innovative island for working free from any rules, where individual or collective experiences can be shared.

Smart seating that simultaneously allows multiple uses for working in complete freedom.

With Workland, you can work sitting or lying down and even relax on a break whilst recharging yourself and your devices to experience the office in a unique and innovative way.

A modular product for infinite compositions.

COMPONENTS



WORKLAND

The WORKLAND collection consists of a series of poufs that can be combined with each other.

Dimensions of modules:

L.75 x P.75 x H.46 cm (feet H.20 cm)

STRUCTURE

The inside structure is of multilayer beech, covered with rubber in non-deformable polyurethane foam, 80 mm thick, density 30 kg / m³.

FEET

The structure must always be completed with feet made of Ø50 x H 200 mm tubular plastic, available in the colours: WHITE or BLACK. A rubber glide is inserted on the lower end.

All the poufs in the WORKLAND collection are arranged, on the perimeter faces, to accommodate any sockets supplied separately.

Only the internal central module has the hole on the upper face.

CONNECTION BRACKETS

Connection brackets in galvanized sheet metal, equipped with hooking system for aggregating the various modules.

BACKREST (OPTIONAL)

Internal body in galvanized metal sheet thick 2 mm, with rounded corner, covered with rubber in non-deformable polyurethane foam, 10 mm thick, density 30 kg / m³.

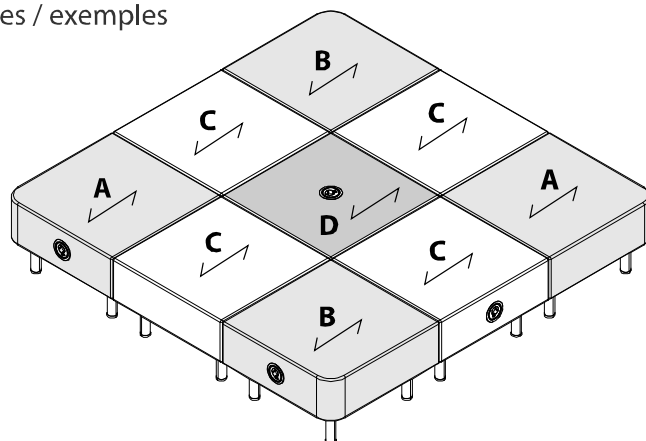
UPHOLSTERY

Finishes and colors available in the LAS Colors Samples Card.

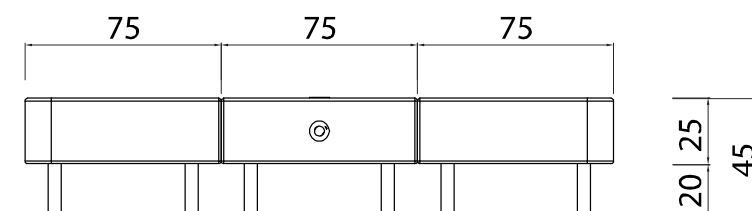


DIMENSIONS

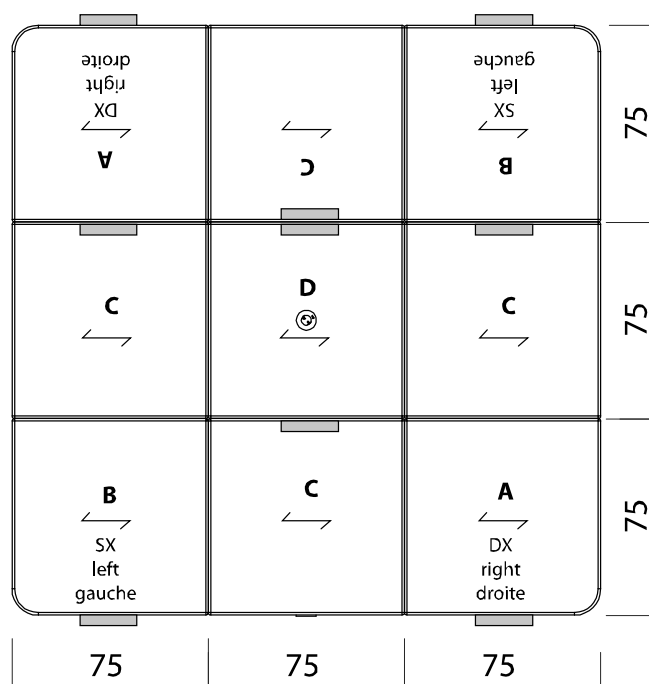
ESEMPI / examples / exemples



- PROSPETTO -
front view
vue de face



















- PIANTA -
plan view
vue en plan



↗ Direzione del tessuto / fabric texture direction / direction de la texture du tissu

■ Etichetta / label / étiqueter

UPHOLSTERY	FEATURES	AVAILABILITY
Poli		
Ecopelle		■
Crepe		■
Time		■
One		■
Stretch		■
Melange		■
Trevi		■
Lana		■
Nautilus		■
Sealife		■
Mixage		■
Spazio		■
Poseidon		■
Supreme		■
Grain by Gabriel		■
Nabucco		■
Ally by Flukso		■
Pelle		■
Customer fabric		■

FIRE-RETARDANT TEST

For specification, please you see the color samples card.
Contact us for more information.

FABRIC RESISTANCE TEST

For specification, please you see the color samples card.
Contact us for more information.



USE AND MAINTENANCE

GENERAL INFORMATION

Do not expose the seating to direct sunlight and keep it at least 30 cm from any heat source;
Do not sit with abrasive accessories, sharp objects in your pocket or jacket (keys, buttons, zippers, etc.) that may damage the fabric.
Fabrics can fade. It may happen that under certain circumstances, colored clothes or jeans may stain the upholstery.
Furthermore, the light colors of the fabrics and leathers are more susceptible to getting dirty.
Choose the correct wheels for the type of floor on which the chair will be used.
Rigid wheels on carpets or rugs (TYPE H) Soft wheels on hard ground: marble, tiles, ... etc.
Wheels should be cleaned from time to time with gauze to remove fluff and dust.

USE

This product is for indoor use only. The chair must be used in compliance with the aim for which it has been projected (office swivel chair) and with diligence. Improper use (e.g. climbing the chair with feet) may cause instability, falling down and/or serious injury to persons and objects.
Do not modify the chair in a way that could compromise its stability. Gas column substitution or reparation must be performed by trained staff only.

CLEANING AND MAINTENANCE

As a general rule, we recommend using cleaning products that do not harm the environment.
Follow the manufacturer's instructions for cleaning products.
Before cleaning stains, try, as far as possible, to perform a test on a hidden area.

FABRICS

POLI - CREPE -TIME - ONE -TREVI - STRETCH - MELANGE - TREVI - LANA - NAUTILUS - SEALIFE - MIXAGE - SPAZIO - POSEIDON - GRAIN - NABUCCO
For normal maintenance and cleaning, use the vacuum cleaner with smooth spout regularly, don't brush.

SUPREME

Use the smooth spout vacuum cleaner regularly without brushing. Promptly remove food residues and any stains by promptly dabbing with absorbent paper. Aquaclean technology® is a treatment that enables you to remove stains using just water directly or using a damp cloth. Wait a few seconds. Press down over the stain with the damp cloth and rub gently over the fabric using circular movements.
If the stain does not come off completely, repeat the process as required.
Thanks to the characteristics of the fabric, even pet hair can be quickly removed Safe Front® protects against mites and bacteria.

ALLY

Dust gently, without brushing. In case of slight stains, wipe the surface with a damp white cloth or a mild detergent, rinse with water.

RETE ROUND - RETE BREAK - RETE GABRIEL – RETE NORDIC

Use the smooth spout vacuum cleaner regularly without brushing. Immediately remove food residues and any oil, milk and drink stains.
Dab quickly with absorbent paper and wipe gently with water and neutral soap using a clean white cotton cloth.

ECOPELLE

Immediately absorb the stain with absorbent paper, then wipe with a damp cloth and neutral soap.
Dry immediately after treatment. Do not rub, but dab gently from the edges towards the center of the stain. Repeat the operation if necessary.
Absolutely avoid the use of products containing any type of solvents, bleaches, alcohol, chemical detergents and polishing sprays.

PELLE (REAL LEATHER)

Possible leather scratches and marks are not to be considered imperfections but a guarantee of its quality and authenticity.
Slight differences between dying lots are considered normal. For a normal cleaning, sprinkle with a soft, dry white cloth.
Any stains can be removed using a white cloth dampened with water and neutral soap.
After cleaning carefully, pass a damp cloth soaked in water, so as to remove any residue of detergent.
Dry immediately after treatment. Do not rub, but dab gently from the edges towards the center of the stain.
Do not dry in direct sunlight or with hair dryer.

METALS (STEEL OR ALUMINIUM)

To preserve the brilliant Chrome finish, regularly wipe with a soft clean cloth using only mild soap and water.
Do not use solvents or acids. Dry with a dry cotton cloth.
Polished aluminium undergoes a natural oxidation process, any stains can be removed using a soft wax suitable for metals.

PLASTIC MATERIAL

For normal maintenance and cleaning use a soft clean cloth with water and neutral soap.
Dry with a cotton cloth. Avoid using solvents.

PHASING OUT AND DISPOSAL OF THE PRODUCT

- At the end of their life cycle, the materials must not be left lying around in nature but consigned to the authorized disposal centers.



WARRANTY

The original buyer of LAS MOBILI s.r.l. chair unit is covered by a 5 (five) year warranty, starting from the day of purchase, with the following exceptions.

Exposed parts such as:

Covering warranty 3 (three) years

Padding warranty 2 (two) years

The LAS MOBILI s.r.l. warranty is expressly restricted to the replacement of parts and components of the chair.

For all other aspects consult the current price list

LAS MOBILI s.r.l.

Via dell'Industria, 81
64018 Tortoreto (TE) – Italy
Tel. +39 0861 7831
Fax +39 0861 786851
las@las.it – www.las.it

Since the Company is constantly committed to the improvement of its products, all descriptions, dimensions, indications etc. shown on this sheet are to be considered indicative. They can therefore be subject to change without notice and without this implying any responsibility on our part or that of our dealers.

Omega Ekspress SIA

LV40003402577

Biroja adrese: Lāčplēša 125, LV-1003, Rīga

www.city-office.lv

info@city-office.lv