

Taktik

Technical description

NowyStyl

1. Dimensions/Weight



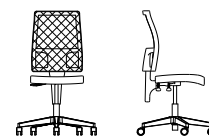
TAKTIK TS25 RTS ERGON-2L
Weight: 10,60 kg



TAKTIK TS25 RTS ERGON-UP
Weight: 12,00 kg



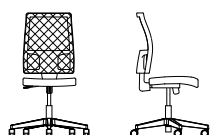
TAKTIK TS25 RTS ACTIV1
Weight: 12,60 kg



TAKTIK-MESH TS25 RTS ERGON-2L
Weight: 12,50 kg



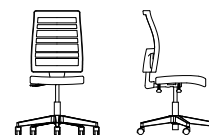
TAKTIK-MESH TS25 RTS ERGON-UP
Weight: 13,90 kg



TAKTIK-MESH TS25 RTS ACTIV1
Weight: 14,50 kg



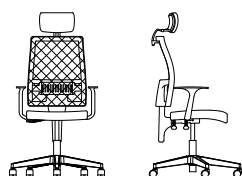
TAKTIK-PLUS TS25 RTS ERGON-2L
Weight: 13,20 kg



TAKTIK-PLUS TS25 RTS ERGON-UP
Weight: 14,60 kg



**TAKTIK-PLUS TS25 RTS
ACTIV1**
Weight: 15,20 kg



**EXAMPLE OF TAKTIK-MESH-HRUA-LU
GTP46 TS25 ERGON-2L SH**
Weight: 15,00 kg



Model	Dimensions (mm)														Weight (kg)
	A	B	C	D	E	F	G	H	I	J	K	L	M	N	
TAKTIK GTP46 TS25 ERGON-2L SH	380–510	400	455	480	925–1100	455	535	520–590	—	Ø 710	—	644	—	—	13,2
TAKTIK GTP46 TS25 ERGON-UP SH	380–510	400	455	480	970–1185	455	535	590–670	—	Ø 710	—	644	—	—	14,6
TAKTIK GTP46 TS25 ACTIV1 SH	380–510	400	455	480	995–1195	455	535	625–695	—	Ø 710	—	644	—	—	15,8
TAKTIK GTP46 TS25 ACTIV1-TR SH	380–510	400–450	455	480	995–1195	455	535	615–685	—	Ø 710	—	644	—	—	18
TAKTIK-MESH-HRUA-LU GTP46 TS25 ERGON-2L SH	380–510	400	455	480	1005–1220	460	590	630–710	165–200	Ø 710	—	644	280	160	15,2
TAKTIK-MESH-HRUA-LU GTP46 TS25 ERGON-UP SH	380–510	400	455	480	1030–1245	460	590	640–720	165–200	Ø 710	—	644	280	160	15,8
TAKTIK-MESH-HRUA-LU GTP46 TS25 ACTIV1 SH	380–510	400	455	480	1050–1255	460	590	680–750	165–200	Ø 710	—	644	280	160	16,2
TAKTIK-MESH-HRUA-LU GTP46 TS25 ACTIV1-TR SH	380–510	400–450	455	480	1050–1255	460	590	670–740	165–200	Ø 710	—	644	280	160	18,5

A – Seat height
B – Seat depth
C – Seat surface depth
D – Seat width
E – Overall height

F – Backrest width
G – Backrest length
H – Backrest height
J – Base diameter
K – Base width

L – Overall depth
I – Headrest height
M – Headrest width
N – Headrest height

Armrests	Dimensions (mm)					Weight (kg)
	Z	Y	X	W	V	
GTP46	230	263	75	500	650	1,2
R19T	215–295	240	70	525	665	1,8
R32R	230–310	260	78	460–540	615–695	2,8

Z – Armrest height
Y – Armrest length

X – Armrest width
W – Internal width between armrests

V – External width between armrests

2. Materials/Versions

2.1. Base

Bases:

- Ø 710 mm five-star black polyamide (TS25). Black gas lift without cover.

2.2. Castors

- Ø 50 mm black plastic self-braking castors for soft floors (SH) as standard, or hard floors (SHH) as an option.

2.3. Mechanisms

ERGON-2L permanent contact mechanism – functions:

- backrest tilt angle in range of – 3° up to + 20°,
- backrest multi-lock,
- smooth height adjustment of chair with pneumatic gas lift.

ERGON-UP permanent contact mechanism – functions:

- backrest tilt angle in range of – 3° up to + 20°,
- backrest multi-lock position in range of – 3° up to + 20°,
- smooth height adjustment of chair with pneumatic gas lift.

ACTIV1 synchronous mechanism – functions:

- free-floating – synchronous backrest and seat tilt,
- backrest tilt synchronised with the seat tilt at rate 2:1,
- synchronous backrest tilt angle at 19° and seat tilt angle at 8°,
- seat and backrest multi-lock in 5 positions,
- backrest tilt force adjustment with a knob,
- seat depth adjustment 50 mm as an option – (ACTIV1-TR),
- Anti-Shock – a feature that controls chair backrest to avoid hitting user's back after releasing the lock,
- smooth height adjustment of chair with pneumatic gas lift.

2.4. Seat, backrest, headrest

Seat

Structure is made of 9-layer plywood, thickness 10.5 mm, covered with cut foam, thickness 55 mm, density 40 kg/m³.

Backrest

As standard, each backrest is height adjustable in range of 70 mm or 80 mm and lockable, depending on the backrest connector used. **Upholstered backrest** – structure is made of polypropylene (PP), covered with cut foam, thickness 60 mm, density 21 kg/m³. Backrest cover is made of black polypropylene (PP). **Upholstered backrest** (PLUS) – structure and characteristic backrest cover at lumbar part are made of black polyamide (PA). Frame of backrest cushion is made of polystyrene (PS). Backrest cushion is made of foam and fabric heat-sealed in ultrasonic technology at front, and plain fabric at back part. Version available only in selected Bondai fabric colours (BN6016, BN8010, BN8033). Thickness of backrest cushion ≈ 6 mm. All plastic elements available only in black colour. **Mesh backrest** (MESH) – structure and characteristic backrest cover at lumbar part, are made of polyamide (PA). Backrest frame is made of polystyrene (PS). All plastic elements available only in black colour. Backrest is upholstered in black OP24N mesh.

Manual lumbar support (LU) – made of polyoxymethylene (POM), height adjustment in range of 50 mm (applicable to MESH and upholstered PLUS backrests).

Headrest

Adjustable headrest (HRUA) – structure is made of polypropylene (PP) covered with injected foam, one side upholstered in the following fabrics only: Kaiman, Runner, Silvertex, Micro, Valencia, leather imitation.

Height adjustment in range of 50 mm and tilt adjustment. Headrest supporting element is made of black glass fiber reinforced polyamide (PA + GF). Applicable to MESH and upholstered PLUS backrests.

3. Armrests

Fixed armrests – made of black polypropylene (PP).

Adjustable armrests – made of glass fiber reinforced polyamide (PA + GF) with polypropylene (PP) pads. Adjustment range of the armrests: height 80 mm.

3-D armrests – made of steel and glass fiber reinforced polyamide (PA + GF) with black soft polyurethane (PU) pads. Adjustment range of the armrests: height 80 mm, side movement of the armrests 40 mm, forward/backward movement of the pad 60 mm.

4. Packaging

1 piece per box (unassembled), 10 pieces on pallet.

Box contains 3 or 4 separate elements:

- seat,
- backrest or backrest with headrest (depending on the selected version of chair),
- base,
- armrests (depending on the selected version of chair).

5. Technical regulations, approvals and quality marks for the chairs (for selected product configurations)

REMODEX (durability certificate) – approvals compliant with EN 1335 and EN 1022.