

sky line SK 220

Uncompromising design

The Sky_line impresses from the first encounter. A dynamic and aggressive form uncompromisingly breaks a form of the classic chair. Like in the best recipe, it combines carefully balanced proportions of the seat, thoughtful details of the structure with a broad range of the colours and textures.

Feast for senses

The Sky_line is a composition of the convenience of use, sprinkled with a pinch of the modern design and designer's boldness. A real feast for the senses.

SK 220 / Technical data

● Standard ○ Option

Base

Chromed	●
Powder painted (colors: white RAL 9003, grey ALU, black RAL 9005)	○

Additional equipment

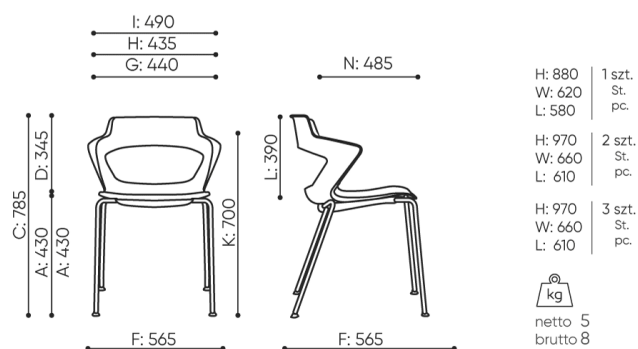
CODE

SK 220 - Feet for ceramic floors, concrete and carpets	TK	●
SK 220 - Felt feet for wooden floors and panels	TF	○
Version 1N - Separators protecting against scratching when stacking		●
Version 2N - Cover		●
Powder-painted trolley for chairs while buying Sky line chairs	TR	○
Powder-painted trolley is sold independently.	TR	○

SK 220 / Dimensions

Dimensions are approximate and may vary depending on the selected product configuration. The requirements of the standard are always met.

seat height: overall dimensions	A
seat height: measured according to the norm PN EN 1335 - 1	B
chair height	C
backrest height	D
headrest height	E
dimensional width chair / ø base	F
seat width	G
backrest width	H
width between armrests	I
height from the floor to the armrest	K
backrest lenght	L
dimensional chair depth	M
seat depth / seat lenght	N



SK 220 1N



sky line SK 270

Uncompromising design

The Sky_line impresses from the first encounter. A dynamic and aggressive form uncompromisingly breaks a form of the classic chair. Like in the best recipe, it combines carefully balanced proportions of the seat, thoughtful details of the structure with a broad range of the colours and textures.

Feast for senses

The Sky_line is a composition of the convenience of use, sprinkled with a pinch of the modern design and designer's boldness. A real feast for the senses.

SK 270 / Technical data

● Standard ○ Option

Base

Chromed	●
Powder painted (colors: white RAL 9003, grey ALU, black RAL 9005)	○

Additional equipment

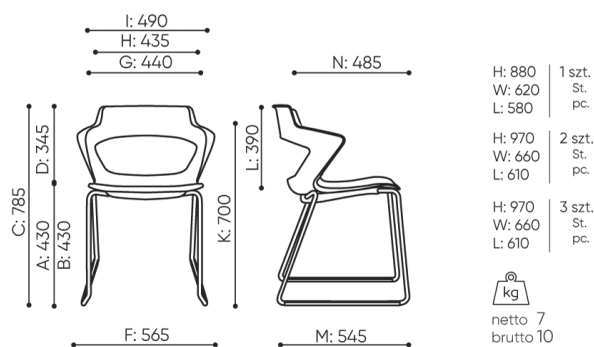
CODE

Version 1N - Separators protecting against scratching when stacking	●
Version 2N - Cover	●
Powder-painted trolley for chairs while buying Sky line chairs	TR ○
Powder-painted trolley is sold independently.	TR ○

SK 270 / Dimensions

Dimensions are approximate and may vary depending on the selected product configuration. The requirements of the standard are always met.

seat height: overall dimensions	A
seat height: measured according to the norm PN EN 1335 - 1	B
chair height	C
backrest height	D
headrest height	E
dimensional width chair / ø base	F
seat width	G
backrest width	H
width between armrests	I
height from the floor to the armrest	K
backrest lenght	L
dimensional chair depth	M
seat depth / seat lenght	N



SK 270 1N



sky line SK W 720

Uncompromising design

The Sky_line impresses from the first encounter. A dynamic and aggressive form uncompromisingly breaks a form of the classic chair. Like in the best recipe, it combines carefully balanced proportions of the seat, thoughtful details of the structure with a broad range of the colours and textures.

Feast for senses

The Sky_line is a composition of the convenience of use, sprinkled with a pinch of the modern design and designer's boldness. A real feast for the senses.

SK W 720 / Technical data

● Standard ○ Option

Base

Legs: solid oak wood - natural color (O1)	●
Legs: solid ash wood - natural color (J1)	○
Legs: solid oak wood - coloring according to Bejot sampler book (O2, O3, O4)	○
Metal base connecting the wooden base with the seat - powder painted color black	●
Metal base connecting the wooden base with the seat - powder painted color white	○

Code names marks

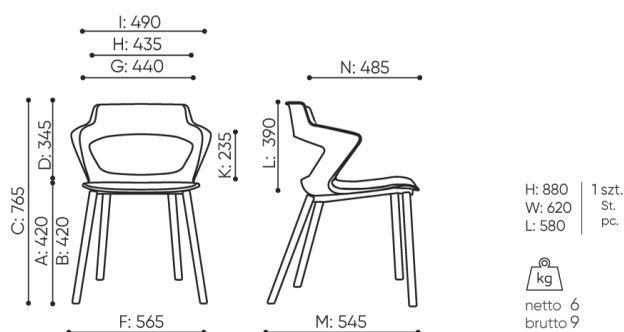
CODE

Whole plastic	1N
Upholstered seat	2N

SK W 720 / Dimensions

Dimensions are approximate and may vary depending on the selected product configuration. The requirements of the standard are always met.

seat height: overall dimensions	A
seat height: measured according to the norm PN EN 1335 - 1	B
chair height	C
backrest height	D
headrest height	E
dimensional width chair / ø base	F
seat width	G
backrest width	H
width between armrests	I
height from the floor to the armrest	K
backrest lenght	L
dimensional chair depth	M
seat depth / seat lenght	N



SK W 720 1N

Omega Ekspres SIA

LV40003402577

Biroja adrese: Lāčplēša 125, LV-1003, Rīga

www.city-office.lv

info@city-office.lv