

mate MT 220

Functional & convenient

This armchair was developed to create a friendly, ergonomic working atmosphere. The Mate is a simple in terms of its shape, functional and comfortable armchair, at an attractive price.

Perfect work companion

A characteristic joint at the back of the armchair fixes the backrest with the seat in a light manner. A wide range of the upholstery colours, as well as high functionality, make that the Mate can also become your perfect work companion.

MT 220 / Technical data

● Standard ○ Option

Base

Powder painted (colors according to the Bejot pattern book)	●
Chrome	○

Armpads

MT 220/ MT 230- Soft, black polyurethane - PU	PUP	●
MT 230 - black polyurethane - PU pipe type	PUT	○

Feet

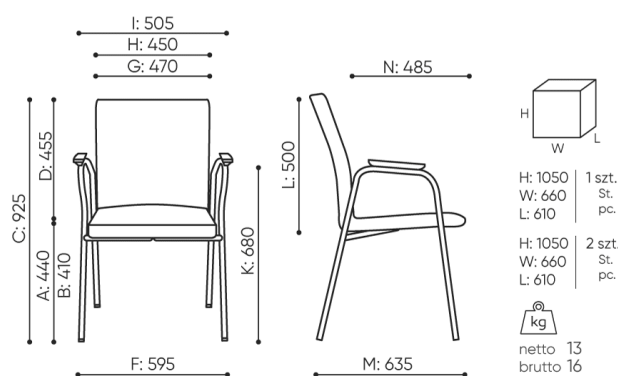
CODE

Feet for ceramic floors, concrete and carpets	TK	●
Felt feet for wooden floors and panels	TF	○


MT 220 / Dimensions

Dimensions are approximate and may vary depending on the selected product configuration. The requirements of the standard are always met.

seat height: overall dimensions	A
seat height: measured according to the norm PN EN 1335 - 1	B
chair height	C
backrest height	D
headrest height	E
dimensional width chair / ø base	F
seat width	G
backrest width	H
width between armrests	I
height from the floor to the armrest	K
backrest lenght	L
dimensional chair depth	M
seat depth / seat lenght	N



MT 220



mate MT 230

Functional & convenient

This armchair was developed to create a friendly, ergonomic working atmosphere. The Mate is a simple in terms of its shape, functional and comfortable armchair, at an attractive price.

Perfect work companion

A characteristic joint at the back of the armchair fixes the backrest with the seat in a light manner. A wide range of the upholstery colours, as well as high functionality, make that the Mate can also become your perfect work companion.

MT 230 / Technical data

● Standard ○ Option

Base

Powder painted (colors according to the Bejot pattern book)	●
Chrome	○

Armpads

MT 220/ MT 230- Soft, black polyurethane - PU	PUP	●
MT 230 - black polyurethane - PU pipe type	PUT	○

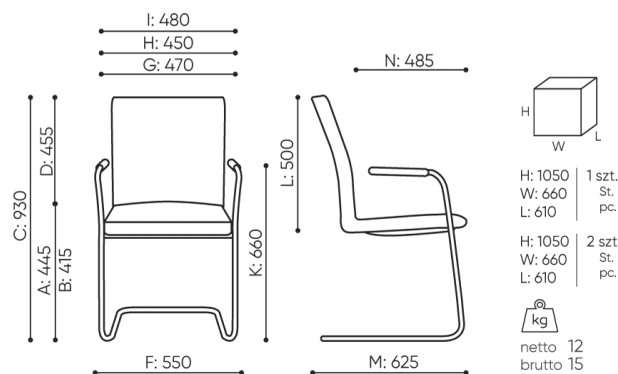
Slides

	CODE	
Without glides		●
Glides for ceramic floors, concrete and carpets	SK	○
Felt glides for wooden floors and floor panels	SF	○

MT 230 / Dimensions

Dimensions are approximate and may vary depending on the selected product configuration. The requirements of the standard are always met.

seat height: overall dimensions	A
seat height: measured according to the norm PN EN 1335 - 1	B
chair height	C
backrest height	D
headrest height	E
dimensional width chair / ø base	F
seat width	G
backrest width	H
width between armrests	I
height from the floor to the armrest	K
backrest lenght	L
dimensional chair depth	M
seat depth / seat lenght	N



MT 230

Omega Ekspres SIA

LV40003402577

Biroja adrese: Lāčplēša 125, LV-1003, Rīga

www.city-office.lv

info@city-office.lv