



selva SV PSC D6/12

Take care of your work comfort

The Selva is a response to the need for the greater work comfort, thanks to improved acoustic conditions in the open office space. It provides a possibility of reducing the perceived noise by an average of 8dB, i.e. nearly a half.

Sound absorption

The products from this collection work perfectly not only between work stations, but also as a complement to the interior in order to absorb sounds generated via the loud office equipment or colleagues.

SV PSC D6/12 / Technical data

● Standard ○ Option

LED Backlight

LED strip with power supply: 4000K color (neutral white)	4000K	<input type="radio"/>
LED strip with power supply: 3000K color (warm white)	3000K	<input type="radio"/>
Non-contact switch enabling smooth adjustment of light intensity	REG	<input type="radio"/>

Mounting kits with backlight

Black hangers (2 pcs) for a single panel with a distance of 20 mm from the wall	WD-A1	<input type="radio"/>
Black hangers (2 pcs) for a single panel with a distance of 50 mm from the wall	WD-A2	<input type="radio"/>

Mounting kits without backlight

400mm mounting rail, wall mounted, for hanging a single panel SV PSC6 i SV PSCD6	SV SZ4	<input type="radio"/>
600mm mounting rail, wall mounted, for hanging a single panel SV PSC12 i SV SCD12	SV SZ6	<input type="radio"/>

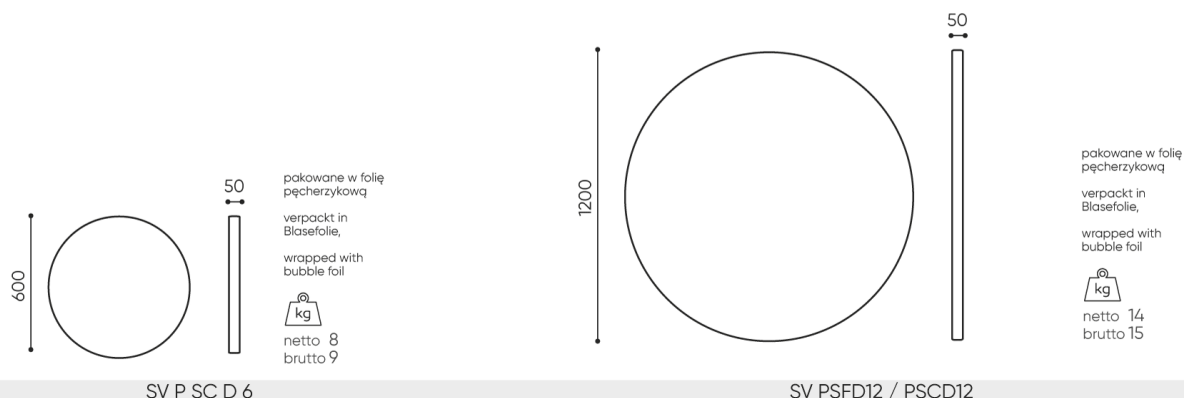
SV PSC D6/12 / Dimensions

Dimensions are approximate and may vary depending on the selected product configuration. The requirements of the standard are always met.

height: overall dimensions **H**

width: overall dimensions **W**

epth: overall dimensions **L**





selva SV PSC 6/12

Take care of your work comfort

The Selva is a response to the need for the greater work comfort, thanks to improved acoustic conditions in the open office space. It provides a possibility of reducing the perceived noise by an average of 8dB, i.e. nearly a half.

Sound absorption

The products from this collection work perfectly not only between work stations, but also as a complement to the interior in order to absorb sounds generated via the loud office equipment or colleagues.

SV PSC 6/12 / Technical data

● Standard ○ Option

LED Backlight

LED strip with power supply: 4000K color (neutral white)	4000K	○
LED strip with power supply: 3000K color (warm white)	3000K	○
Non-contact switch enabling smooth adjustment of light intensity	REG	○

Mounting kits with backlight

Black hangers (2 pcs) for a single panel with a distance of 20 mm from the wall	WD-A1	○
Black hangers (2 pcs) for a single panel with a distance of 50 mm from the wall	WD-A2	○

Mounting kits without backlight

400mm mounting rail, wall mounted, for hanging a single panel SV PSC6 i SV PSCD6	SV SZ4	○
600mm mounting rail, wall mounted, for hanging a single panel SV PSC12 i SV SCD12	SV SZ6	○

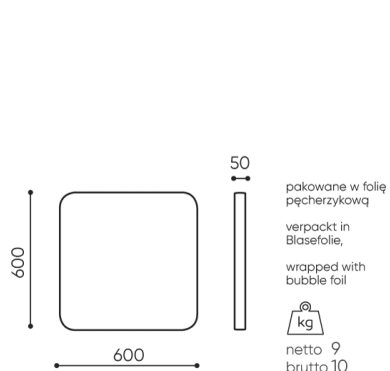
SV PSC 6/12 / Dimensions

Dimensions are approximate and may vary depending on the selected product configuration. The requirements of the standard are always met.

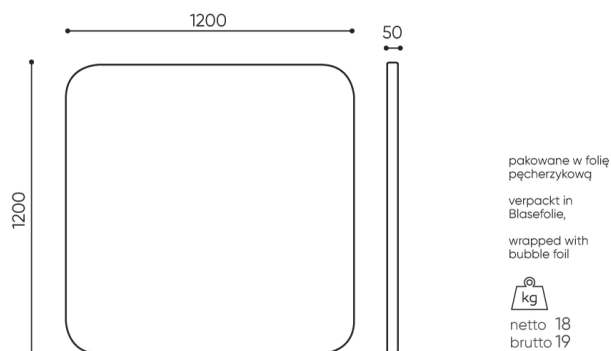
height: overall dimensions **H**

width: overall dimensions **W**

epth: overall dimensions **L**



SV PSC 6



SV PSF12 / PSC12



selva SV PSC 18

Take care of your work comfort

The Selva is a response to the need for the greater work comfort, thanks to improved acoustic conditions in the open office space. It provides a possibility of reducing the perceived noise by an average of 8dB, i.e. nearly a half.

Sound absorption

The products from this collection work perfectly not only between work stations, but also as a complement to the interior in order to absorb sounds generated via the loud office equipment or colleagues.

SV PSC 18 / Technical data

● Standard ○ Option

LED Backlight

LED strip with power supply: 4000K color (neutral white)	4000K	○
LED strip with power supply: 3000K color (warm white)	3000K	○
Non-contact switch enabling smooth adjustment of light intensity	REG	○

Mounting kits with backlight

Black hangers (2 pcs) for a single panel with a distance of 20 mm from the wall	WD-A1	○
Black hangers (2 pcs) for a single panel with a distance of 50 mm from the wall	WD-A2	○

Mounting kits without backlight

400 mm mounting rail, wall mounted, for hanging a single panel	SV SZ4	○
1000 mm mounting rail mounted to the wall to hang 2 panels directly next to each other	SV SZ10	○
1600 mm mounting rail mounted to the wall to hang 3 panels directly next to one another	SV SZ16	○

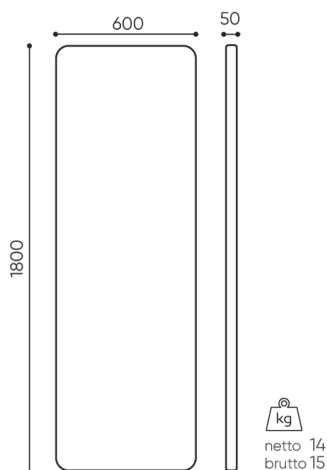
SV PSC 18 / Dimensions

Dimensions are approximate and may vary depending on the selected product configuration. The requirements of the standard are always met.

height: overall dimensions **H**

width: overall dimensions **W**

epth: overall dimensions **L**



SV PSC18

Omega Ekspres SIA

LV40003402577

Biroja adrese: Lāčplēša 125, LV-1003, Rīga

www.city-office.lv

info@city-office.lv